

the **adorne**[®] collection
www.adornemyhome.com

designed to be better.™



Legrand, North America

60 Woodlawn Street
West Hartford, CT 06110
1.877.BY.LEGRAND (295.3472)
www.legrand.us

9024 Keele St.
Concord, ON, L4K 2N2, Canada
905.738.9195
www.legrand.ca

©2018 Legrand. All Rights Reserved. PN CT1797R3 56K - KP - 12/18



the **adorne**[®] collection
2019 CATALOG

**SWITCHES, DIMMERS, OUTLETS,
& ACCESSORIES**

DECORATIVE WALL PLATES

**UNDER-CABINET LIGHTING &
POWER SYSTEM**

**APP-BASED LIGHTING SYSTEMS
FOR THE HOME**



IT'S JUST A
LIGHT SWITCH.
LIKE PARIS
IS JUST A CITY.



TABLE OF CONTENTS



02

INTRO TO THE ADORNE COLLECTION

- Design Inspiration
- Product Overview



06

SWITCHES, DIMMERS, OUTLETS, & ACCESSORIES

- Overview
- Switches & Dimmers
- Outlets
- Illumination Accessories
- Connectivity



32

WALL PLATES

- Overview
- Hubbardton Forge®
- Cast Metals
- Real Materials
- Plastics



50

UNDER-CABINET LIGHTING & POWER SYSTEM

- Overview
- Modular Tracks
- Control Boxes
- Lighting
- Accessories



60

APP-BASED LIGHTING SYSTEM FOR THE HOME

- App-Based Lighting System
- Wi-Fi Ready Switches and Dimmers
- Accessories



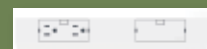
68

MORE INFORMATION

- Customer Tools and Support
- Index

IT'S TIME FOR A BEAUTIFUL SWITCH

The adorne collection makes life simply beautiful. It starts with stylishly smart switches, dimmers, outlets, and wall plates that merge an awe-inspiring array of styles and finishes with a high tech wow factor that's easy to get used to. You'll soon discover why adorne makes it a delight to hit the lights.



Under-cabinet system seamlessly blends lighting, power, and music into a simple recipe for a state of the art, clutter-free kitchen. See how to keep every modern convenience (like our innovative iPad and iPhone USB chargers) close at hand but ingeniously tucked away. Bluetooth connectivity, hidden power outlets, and a plug and play music system are just a few of the key ingredients for your infinitely flexible kitchen.

Finally, the adorne collection brings Wi-Fi control to music and lighting with its range of home system solutions. It's the kind of innovation that at first seems luxurious, but soon makes you wonder how you ever lived without.

Simply put, the adorne collection brings a new world of convenience — and a stylish finishing touch — to any space.





TRADITIONAL



COTTAGE



CONTEMPORARY

TURN ON YOUR STYLE

The adorne collection offers solutions to match any taste — finishes to fit any personality. Whether you favor the clean lines of modern design, or cozy, cottage-style comfort, or even the classic elegance of a more traditional style, adorne is built to fit.

Take your pick of white, magnesium or graphite switches, dimmers, and outlets, and match them with a wide array of wall plate options. You'll find everything from lush natural woods, metals, and leather to a brilliant spectrum of colorful solids. Watch these usually forgotten finishing touches transform your walls from blah to breathtaking, letting the personality of your design shine through.

And how about the kitchen? Striking the right balance between practicality and style is always a challenge—whether traditional, contemporary, cottage, or otherwise. By tucking modular power outlets, lighting options, and music under the cabinets, adorne keeps counters and backsplashes uncluttered and puts the kitchen of your dreams in the most flattering light.

The adorne collection's range of high tech, high style solutions combines accessible, flexible, and smart designs to inspire creativity and enliven your living spaces to a whole new level.

PLUG IN TO YOUR CREATIVE OUTLET



SWITCHES, DIMMERS, OUTLETS, & ACCESSORIES



8 Overview

16 Switches & Dimmers

22 Outlets

26 Nightlights & Illumination

28 Connectivity

PADDLE™ SWITCHES AND DIMMERS

The Paddle design features a simple up-and-down motion, allowing you to turn lights on and off with ease. Dimmers include a slider for dimming or brightening lights. Pair with a Locator Status Light to add illumination to your Paddle switch or dimmer. See page 27.



PADDLE SWITCHES

- ASPD1532W4
- ASPD1532M4
- ASPD1532G4
- ASPD2032W4
- ASPD2032M4
- ASPD2032G4
- ASPD1532W277
- ASPD1532M277
- ASPD1532G277
- ASPD2042W4
- ASPD2042M4
- ASPD2042G4
- ASPD1542W277
- ASPD1542M277
- ASPD1542G277
- ASPD1531W4
- ASPD1531M4
- ASPD1531G4
- ASPD1531W277
- ASPD1531M277
- ASPD1531G277

PADDLE DIMMERS

- ADPD453LW2
- ADPD453LM2
- ADPD453LG2
- ADPD703HW4
- ADPD703HM4
- ADPD703HG4
- ADPD1103HW4
- ADPD1103HM2
- ADPD4FBL3P2W4 (0-10V)
- ADPD4FBL3P2M4 (0-10V)
- ADPD4FBL3P2G4 (0-10V)



HALF-SIZE PADDLE SWITCHES



- ASPD1531W4
- ASPD1531M4
- ASPD1531G4
- ASPD1531W277
- ASPD1531M277
- ASPD1531G277

PADDLE FAN SPEED CONTROLS

- AAFN4S16AW4
- AAFN4S16AM4
- AAFN4S16AG4

WHISPER™ SWITCHES AND DIMMERS

The Whisper design features an innovative cross between a traditional toggle and paddle switch. Whisper dimmers include a slide for dimming or brightening lights. Pair with a Locator Status Light to add illumination to your Whisper switch or dimmer. See page 27.



WHISPER SWITCHES
ASWR1532W4
ASWR1532M4
ASWR1532G4

WHISPER DIMMERS
ADWR703HW4
ADWR703HM4
ADWR1103HW4
ADWR1103HM4
ADWR703TUW4
ADWR703TUM4
ADWR703TUG4



WHISPER WI-FI READY SWITCHES
ASWRRRW1
ASWRRRM1
ASWRRRG1
ASWR155RMW1
ASWR155RMM1
ASWR155RMG1

WHISPER WI-FI READY DIMMERS
ADWR600RMHW1
ADWR600RMHM1
ADWR700RTUW1
ADWR700RTUM1
ADWR700RTUG1
ADWRRRW1
ADWRRRM1
ADWRRRG1

SOFTAP™ SWITCHES AND DIMMERS

The sofTap design features an innovative micro-movement that turns lights on and off with just a soft “tap” of the finger. Dimmers include a unique paddle to adjust light levels.



SOFTAP SWITCHES
ASTP1532W4
ASTP1532M4
ASTP1532G4

SOFTAP DIMMERS
ADTP703TUV4
ADTP703TUM4
ADTP703TUG4
ADTP703HW2
ADTP703HM2
ADTP1103HW4
ADTP1103HM4
ADTP4FBL3PW4
ADTP4FBL3PM4
ADTP4FBL3PG4



SOFTAP WI-FI READY SWITCHES
ASTP155RMW1
ASTP155RMM1
ASTP155RMG1
ASTPRRW1
ASTPRRM1
ASTPRRG1

SOFTAP WI-FI READY DIMMERS
ADTP700RMTUW1
ADTP700RMTUM1
ADTP700RMTUG1
ADTP600RMHW1
ADTP600RMHM1
ADTPRRW1
ADTPRRM1
ADTPRRG1

TOUCH™ SWITCHES AND DIMMERS

The Touch design features a stunning translucent face and operates just like an iPhone® - simply touch your finger on the circle to turn lights on and off, or use the arrows on the right to dim them (Touch dimmer only).



TOUCH SWITCHES
ASTH1532W2
ASTH1532M2
ASTH153G2

TOUCH DIMMERS
ADTH4FBL3PW4 (0-10V)
ADTH4FBL3PM4 (0-10V)
ADTH4FBL3PG4 (0-10V)
ADTH703TUM4
ADTH703TUM4
ADTH703TUG4



TOUCH WI-FI READY SWITCHES
ASTH155RMW1
ASTH155RMM1
ASTH155RMG1
ASTHRRW1
ASTHRRM1
ASTHRRG1

























TOUCH WI-FI READY DIMMERS
ADTP700RMTUW1
ADTP700RMTUM1
ADTP700RMTUG1
ADTP600RMHW1
ADTP600RMHM1
ADTPRRW1
ADTPRRM1
ADTPRRG1

SWITCHES

Paddle™

The Paddle design features a simple up-and-down motion, allowing you to turn lights on and off with ease. Dimmers include a slider for dimming or brightening lights.












Pair with a Locator Status Light to add illumination to your Paddle switch or dimmer. See page 29.

NAME	SPECIFICATIONS	RATING	COMPATIBLE LOADS	COMPLIANCE	FINISH OPTIONS	PART NUMBER
<div>Paddle Switch</div> 	Single-Pole/3-Way 	15A, 120 VAC	All Loads		White Magnesium Graphite	ASPD1532W4 ASPD1532M4 ASPD1532G4
		20A, 120 VAC	All Loads		White Magnesium Graphite	ASPD2032W4 ASPD2032M4 ASPD2032G4
	4-Way (Must be paired with two 3-way switches.) 	15A, 277 VAC	All Loads		White Magnesium Graphite	ASPD1532W277 ASPD1532M277 ASPD1532G277
		20A, 120 VAC	All Loads		White Magnesium Graphite	ASPD2042W4 ASPD2042M4 ASPD2042G4
		15A, 277 VAC	All Loads		White Magnesium Graphite	ASPD1542W277 ASPD1542M277 ASPD1542G277
<div>Paddle Dimmer</div> 	Single-Pole/3-Way 	450W	CFL, LED		White Magnesium Graphite	ADPD453LW2 ADPD453LM2 ADPD453LG2
	Single-Pole/3-Way 2-Wire 	25W - 700W	Incandescent, Halogen 		White Magnesium	ADPD703HW4 ADPD703HM4
	Single-Pole/3-Way 4-Wire 	25W - 1100W	Incandescent, Halogen 		White Magnesium Graphite	ADPD1103HW4 ADPD1103HM2 ADPD703HG4
		0-10V	0-10V Light Fixtures		White Magnesium Graphite	ADPD4FBL3P2W4 ADPD4FBL3P2M4 ADPD4FBL3P2G4
<div>Half-size Paddle Switch</div> 	Single-Pole/3-Way 	15A, 120 VAC	All Loads		White Magnesium Graphite	ASPD1531W4 ASPD1531M4 ASPD1531G4
		15A, 277 VAC	All Loads		White Magnesium Graphite	ASPD1531W277 ASPD1531M277 ASPD1531G277
<div>Paddle Fan Speed Control</div> 	4-Speed De-hummer 	1.6A, 120 VAC	Paddle-Type Ceiling Fan		White Magnesium Graphite	AAFN4S16AW4 AAFN4S16AM4 AAFN4S16AG4

Whisper™



The Whisper design features classic, elegant lines and a fluid motion. Whisper dimmers include a slide for dimming or brightening lights.

Pair with a Locator Status Light to add illumination to your Whisper switch or dimmer. See page 29.

NAME	SPECIFICATIONS	RATING	COMPATIBLE LOADS	COMPLIANCE	FINISH OPTIONS	PART NUMBER
<div>Whisper Switch</div> 	Single-Pole/3-Way 	15A, 120 VAC	All Loads		White Magnesium Graphite	ASWR1532W4 ASWR1532M4 ASWR1532G4
<div>Whisper Dimmer</div> 	Single-Pole/3-Way 2-Wire 	25W - 700W	Incandescent, Halogen 		White Magnesium	ADWR703HW4 ADWR703HM4
	Single-Pole/3-Way 2-Wire 	25W - 1100W	Incandescent, Halogen 		White Magnesium	ADWR1103HW4 ADWR1103HM4
	Tru-Universal , Single-Pole/3-Way 2-Wire, 700W, 3-Wire 	6W - 700W	Incandescent, Halogen & ELV: 700W, MLV: 500VA, LED/CFL: 450W (not compatible with 0-10V LED drivers), EFL: 5.5A		White Magnesium Graphite	ADWR703TUV4 ADWR703TUM4 ADWR703TUG4

Push™

The Push Switch allows you to turn lights on and off with a simple push-button motion. Pair with a Locator Status Light to add illumination to your Push switch. See page 27.

NAME	SPECIFICATIONS	RATING	COMPATIBLE LOADS	COMPLIANCE	FINISH OPTIONS	PART NUMBER
<div>Push Switch</div> 	Single-Pole/3-Way	15A, 120 VAC	All Loads		White Magnesium	ASPU1532W4 ASPU1532M4

sofTap™














The sofTap design features an innovative micro-movement that turns lights on and off with just a soft “tap” of the finger. Dimmers include a unique paddle to adjust light levels.

2015 LIGHTING *tomorrow* Award Winner

Tru-Universal - 2015 Lighting for Tomorrow Winner!

Our Tru-Universal technology enables a dimmer to control all load types. Dimmers marked as Tru-Universal, such as the sofTap Dimmer below, automatically adapt to any load or combination of loads attached to them - Incandescent/Halogen, Magnetic Low Voltage, Electronic Low Voltage in Forward or Reverse Phase, CFL/LED bulbs, etc. They eliminate the flickering, early dropout, or “pop-on” deficiencies which can plague other non-adaptive dimmers.

The adorne Tru-Universal dimmer is the ultimate solution to dimming difficult loads. Simply pair it with any fixture and you’re done!






NAME	SPECIFICATIONS	RATING	COMPATIBLE LOADS	COMPLIANCE	FINISH OPTIONS	PART NUMBER
sofTap Switch	Single-Pole/3-Way 	15A, 120 VAC, 1/2 Hp	All Loads		White Magnesium Graphite	ASTP1532W4 ASTP1532M4 ASTP153G4
sofTap Dimmer	Tru-Universal 2015 Lighting For Tomorrow Winner Single-Pole/3-Way 	6W - 700W	Incandescent, Halogen, MLV, Fluorescent, ELV, CFL, LED 		White Magnesium Graphite	ADTP703TUW4 ADTP703TUM4 ADTP703TUG4
	Single-Pole/3-Way 2-Wire 	700W	Incandescent, Halogen 		White Magnesium	ADTP703HW2 ADTP703HM2
	Single-Pole/3-Way 2-Wire 	1100W	Incandescent, Halogen 		White Magnesium	ADTP1103HW4 ADTP1103HM4
	Single-Pole/3-Way 	0-10V	0-10V Light Fixtures		White Magnesium Graphite	ADTP4FBL3PW4 ADTP4FBL3PM4 ADTP4FBL3PG4



Touch™

The Touch design features a stunning translucent face and operates just like an iPhone® - simply touch your finger on the circle to turn lights on and off, or use the arrows on the right to dim them (Touch dimmer only).

The white Touch interface is created using a unique translucent material. In multi-gang installations, we recommend pairing white Touch switches and dimmers for optimal consistency.

NAME	SPECIFICATIONS	RATING	COMPATIBLE LOADS	COMPLIANCE	FINISH OPTIONS	PART NUMBER
Touch Switch	Single-Pole/3-Way 	15A, 120 VAC, 1/2 Hp	All Loads		White Magnesium Graphite	ASTH1532W2 ASTH1532M2 ASTH1532G2
Touch Dimmer	Master(3-Wire) Tru-Universal 	6W - 700W	Incandescent, Halogen, MLV, Fluorescent, ELV, CFL, LED		White Magnesium Graphite	ADTH703TUM4 ADTH703TUW4 ADTH703TUG4
	Single-Pole/3-Way 	0-10V	0-10V Light Fixtures		White Magnesium Graphite	ADTH4FBL3PW4 ADTH4FBL3PM4 ADTH4FBL3PG4

iPhone® is a registered trademark of Apple, Inc.














SensaSwitch™ + SensaDimmer™

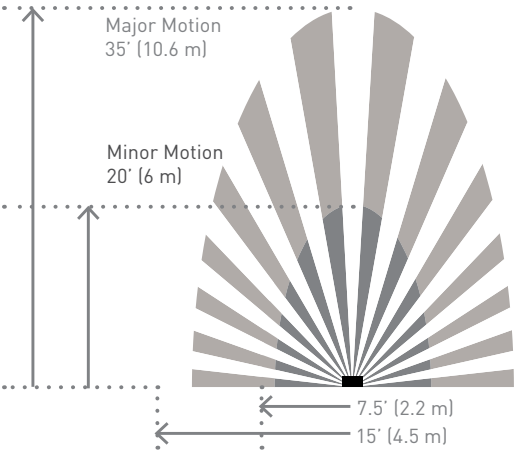


SensaSwitches include passive infrared (PIR) sensor technology, automatically turning lights on or off when you enter or leave a room. The design features an innovative micro-movement that allows you to also manually turn on lights with a soft touch of the finger. SensaSwitches are available in three models:

- Auto-ON/Auto-OFF: Automatically turns lights on when you enter a room and off when you leave. (Occupancy Sensor)
- Manual-ON/Auto-OFF: Allows you to turn lights on when you enter a room and automatically turns them off when you leave. (Vacancy Sensor)
- Manual-ON/Timed-OFF: Allows you to turn lights on when you enter a room and select a time for lights to turn off (options include 10, 20, 30, and 60 minutes). (Timer)

SensaSwitches are perfect for kitchens, bathrooms, garages, and pantries. The SensaDimmer turns lights on when you enter a room and off when you leave, but can be adjusted to become Manual-ON/Auto-OFF if desired. The chart to the right provides an overview of the sensor coverage area.

NAME	SPECIFICATIONS	RATING	COMPATIBLE LOADS	TIME DELAY	COMPLIANCE	FINISH OPTIONS	PART NUMBER
<div>SensaSwitch, Auto-ON/Auto-OFF</div> <div></div>	Single-Pole/3-Way  Occupancy Sensor (Must be paired with another SensaSwitch or SensaDimmer in 3-way applications)	600W, 120VAC, 60 Hz, 1/6 Hp	All Loads	5 minutes – 30 minutes		White Magnesium Graphite	ASOS32W4 ASOS32M4 ASOS32G4
<div>SensaSwitch, Manual-ON/Auto-OFF</div> <div></div>	Single-Pole/3-Way  Vacancy Sensor (Must be paired with another SensaSwitch or SensaDimmer in 3-way applications)	600W, 120VAC, 60 Hz, 1/6 Hp	All Loads	5 minutes – 30 minutes	 CA Title 24	White Magnesium Graphite	ASVS12W4 ASVS12M4 ASVS12G4
<div>SensaSwitch, Manual-ON/Timed-OFF</div> <div></div>	Single-Pole/3-Way  Manual ON/Timed OFF Switch (Must be paired with another SensaSwitch/ or SensaDimmer)	600W, 120VAC, 60 Hz, 1/6 Hp	All Loads	Options include 60, 30, 20, or 10 minutes		White Magnesium Graphite	ASTM2W2 ASTM2M2 ASTM2G2
<div>SensaDimmer, Auto-ON/Auto-OFF</div> <div></div>	Single-Pole/3-Way  Dimming Occupancy Sensor 3-Wire (Must be paired with another SensaSwitch or SensaDimmer)	25W - 700W 25W - 450W	Incandescent,  Halogen	5 minutes – 30 minutes		White Magnesium Graphite	ADSM703HW2 ADSM703HM2 ADSM703HG2



SensaSwitch™ + SensaDimmer™ Coverage Area

The Occupancy Sensor, Vacancy Sensor, and SensaDimmer each have a maximum coverage range of 180 degrees and a coverage area of 600 sq. ft. The sensor must have a clear and unobstructed view of the coverage area. Objects blocking the sensor’s lens may prevent detection thereby causing the light to turn off even though someone is in the area. Windows, glass doors, and other transparent barriers will obstruct the sensor’s view and prevent detection.






Wave™

The Wave switch features innovative technology combined with sleek, contemporary design. Simply wave your hand in front of the switch to turn lights on and off.

With its touch-free motion, the Wave is ideal for countertop areas in kitchens and bathrooms. It has a preset sensor distance of approximately 4". However, this can be easily adjusted to sense movement from 1" to 6" in front of switch.















NAME	SPECIFICATIONS	RATING	COMPATIBLE LOADS	COMPLIANCE	FINISH OPTIONS	PART NUMBER
<div>Wave Switch</div> <div></div>	Single-Pole/3-Way 	15A, 120 VAC, 1/2 Hp	All Loads		White Magnesium Graphite	ASWV1532W2 ASWV1532M2 ASWV1532G2














Outlets (Receptacles)

All adorne outlets include a tamper-resistant design featuring a patented shutter system, keeping children safe by preventing them from pushing small objects into the outlet. The shutters are molded a dark color so that they fade into the background while keeping users safe. Outlets and GFCIs are available in full- and plus-size versions.

All adorne 15A outlets have a 20A feed or pass-through allowing them to be installed on 20A circuits, such as in kitchens, bathrooms, etc.







NAME	DESCRIPTION	RATINGS	NEMA CONFIGURATION	COMPLIANCE	FINISH OPTIONS	PART NUMBER
Tamper-Resistant Outlet	Pair with a Half-Size Nightlight, Paddle Switch, or USB Outlet for greater functionality in a 1-Gang+ Wall Plate. 15A provides 20A pass-through.	15A, 125V 	5-15R		White Magnesium Graphite	ARTR152W4 ARTR152M4 ARTR152G4
		20A, 125V 	5-20R		White Magnesium Graphite	ARTR202W4 ARTR202M4 ARTR202G4
Plus-Size Tamper-Resistant Outlet	Compatible with 1-Gang+ Wall Plates only. Cannot be used in multi-gang installations. 15A provides 20A pass-through.	15A, 125V 	5-15R		White Magnesium Graphite	ARTR153W4 ARTR153M4 ARTR153G4
Tamper-Resistant GFCI	GFCIs protect against serious injury due to electric shock. They are required by National Electrical Code in kitchens and bathrooms. All adorne GFCIs are self testing to meet the latest NEC requirement. 15A provides 20A pass-through.	15A, 125V 	5-15R		White Magnesium Graphite	AGFTR2152W4 AGFTR2152M4 AGFTR2152G4
		20A, 125V 	5-20R		White Magnesium Graphite	AGFTR2202W4 AGFTR2202M4 AGFTR2202G4
Plus-Size Tamper-Resistant GFCI	GFCIs protect against serious injury due to electric shock. They are required in kitchens and bathrooms. All adorne GFCIs are self testing to meet the latest NEC requirement. 15A provides 20A pass-through. Compatible with 1-Gang+ Wall Plates only. Cannot be used in multi-gang installations.	15A, 125V 	5-15R		White Magnesium Graphite	AGFTR2153W4 AGFTR2153M4 AGFTR2153G4
Energy-Saving ON/OFF Outlet	On/off switch allows you to save energy and stop the flow of power without unplugging your device. Perfect for kitchens, bathrooms, and computer rooms. Provides 20A pass-through.	15A, 125V 	5-15R		White Magnesium Graphite	ARPS152W4 ARPS152M4 ARPS152G4

NAME	DESCRIPTION	RATINGS	NEMA CONFIGURATION	COMPLIANCE	FINISH OPTIONS	PART NUMBER
Tamper-Resistant Dual Controlled Outlet	This Plug Load outlet controls both receptacles, which will turn off for energy efficiency and cost savings. They are code-required, meet standards, and include permanent power markings. 15A provides 20A pass-through.	15A, 125V 	5-15R		White Magnesium Graphite	ARCD152W10 ARCD152M10 ARCD152G10
		20A, 125V 	5-20R		White Magnesium	ARCD202W10 ARCD202M10
Tamper-Resistant Half Controlled Outlet	This Plug Load outlet controls half the receptacle, featuring a factory-broken split-circuit tab, allowing half of the receptacle to turn off for energy efficiency and cost savings. They are code-required, meet standards, and include permanent power markings. Provides 20A pass-through.	15A, 125V 	5-15R		White Magnesium Graphite	ARCH152W10 ARCH152M10 ARCH152G10
Half-Size USB Outlet	Perfect for charging mobile devices such as phones and tablets. Pair with a switch or outlet in a 1-Gang+ plate for more functionality in one box. Provides 20A pass-through.	2.1A, 5 VDC, 11W 			White Magnesium Graphite	ARUSBW4 ARUSBM4 ARUSBG4
Dual USB Plus-Size Outlet Combo	Perfect for charging multiple mobile devices such as phones and tablets.	3.1A, 5V DC 15A, 125V 			White Magnesium Graphite	ARTRUSB153W4 ARTRUSB153M4 ARTRUSB153G4
Dual USB Outlet with Wallplate	Perfect for charging multiple mobile devices such as phones and tablets. Comes with a wall plate included.	3.1A, 5V DC 15A, 125V 			White Magnesium Graphite	ARTRUSB153M4WP ARTRUSB153M4MP ARTRUSB153G4WP



Pop-Out™ Outlet (Receptacle)




Pop-Out Outlets require a special frame (included in package) and are not compatible with those used with adorne wall plates. **They require a deep box, such as Pass & Seymour SI22R, for installation or in a location that has a thick material like a kitchen backsplash, in a standard box.** Each outlet includes capacity for three plugs.

NAME	DESCRIPTION	RATINGS	NEMA CONFIGURATION	COMPLIANCE	FINISH OPTIONS	PART NUMBER
Pop-Out Outlet, 1-Gang	Includes 1-gang frame for installation. Cannot be paired with other switches, dimmers, outlets, or accessories. 15A version provides 3 receptacles. 20A version provides 2 receptacles. Cannot be used in multi-gang installations.	15A 	5-15R		White Magnesium Graphite	ARPTR151GW2 ARPTR151GM2 ARPTR151GG2
		20A	5-20R		White Magnesium Graphite	ARPTR201GW2 ARPTR201GM2 ARPTR201GG2
Pop-Out Outlet, 2-Gang	Includes one Pop-Out Outlet and 2-gang frame for installation. Select this option to pair your Pop-Out Outlet with another adorne switch, dimmer, outlet, or accessory.	15A 	5-15R		White Magnesium Graphite	ARPTR152GW2 ARPTR152GM2 ARPTR152GG2
						



deQuorum™ Flip-Up Table Boxes


deQuorum Flip-Up Table Boxes provide flexibility in decor, communication connectivity options, and installation to meet specific functional and aesthetic needs. Flip-Up Table Boxes bring the modules above the work surface when in use for easy access. Available in a black powder coat or brushed stainless steel finish.
*For additional configurations contact your local rep.


NAME	DESCRIPTION	RATINGS	NEMA CONFIGURATION	COMPLIANCE	FINISH OPTIONS	PART NUMBER
Field Wired Dequorum™ Single Flip Up Unit with USB	Unit includes one (1) 15A tamper resistant duplex receptacle with two (2) USB ports that provide 3.1A.	15A, 125V	5-15R		Black Stainless	DQFF15UBK DQFF15UST
						
Cord Ended Dequorum™ Single Flip Up Unit with USB	Unit includes one (1) 15A black tamper-resistant duplex receptacle with two (2) USB ports that provide 3.1A. Unit comes with a 6' (1.83m) cord. Comes with a black powder coat finish.	15A, 125V	5-15R		Black Stainless	DQFP15UBK DQFP15UST
						
Cord Ended Dequorum™ Single Flip Up Unit	Unit includes one (1) 15A black tamper-resistant duplex receptacle. Unit comes with a 6' (1.83m) cord. Comes with a black powder coat finish.	15A, 125V	5-15R		Black Stainless	DQFP15BK DQFP15ST
						



Furniture Power Centers

Furniture Power Centers offer endless design possibilities for providing power that’s built-into furniture that have never been available before. Fueled by the beauty and diversity of adorne devices and wall plates, Furniture Power Centers are designed to blend seamlessly with or provide a beautiful accent to your furniture and design of your space. Add charging, switching and dimming directly into the headboard, night stand or lobby seating- just plug and play.

NAME	DESCRIPTION	RATINGS	NEMA CONFIGURATION	COMPLIANCE	FINISH OPTIONS	PART NUMBER
Furniture Power, Outlet and USB Port	Easily add power and charging to furniture. 1 tamper-resistant outlet and 1 USB charging port in a magnesium finish. Wall plate sold separately. Comes standard with 8 foot cord with right angle plug.	Receptacles: 15A 120Vac USB charging ports: 2.4A, 5Vdc each			White Magnesium	AD1-RU-W AD1-RU-M
						
Furniture Power, Outlet and 2 USB Ports	Easily add power and charging to furniture. 1 tamper-resistant outlet and 2 USB charging ports in a magnesium finish. Wall plate sold separately. Comes standard with 8 foot cord with right angle plug.	Receptacles: 15A 120Vac USB charging ports: 2.4A, 5Vdc each			White Magnesium	AD2-Z-W AD2-Z-M
						
Furniture Power, 2 Outlets and 2 USB Ports	Easily add power and charging to furniture. 2 tamper-resistant outlets and 2 USB charging ports in a magnesium finish. Wall plate sold separately. Comes standard with 8 foot cord with right angle plug.	Receptacles: 15A 120Vac USB charging ports: 2.4A, 5Vdc each			White Magnesium	AD3-ZR-W AD3-ZR-M
						



Illumination Accessories

You’ve never seen a nightlight that hides itself so cleverly, yet responds so elegantly to a simple touch. Or one that can be lifted from its home on your wall to double as a carry-around flashlight. When it comes to brilliant solutions, adorne really shines.

All nightlights include ambient light level sensors. Each features a range of settings, including: Always Off, Low, Medium, and High. If set to Low, Medium, or High, the nightlight’s LED will only be visible when the ambient room is dark. To change the selected setting, simply push on the square in the upper right-hand corner of the nightlight.

NAME	DESCRIPTION	COMPLIANCE	PART NUMBER
Half-size Nightlight	Features a soft, glowing LED light.		AANLM14
	Pair with a switch or outlet in a 1-Gang, 3-Module Plate for added flexibility.		
	Light levels include: Always Off Low Medium High		
Nightlight	Features a soft, glowing LED light.		AANLM24
	Light levels include: Always Off Low Medium High		
Portable Nightlight/ Flashlight	Simply push on this innovative nightlight to remove it from the wall and use it as a flashlight. Device recharges while mounted in wall and operates for up to 10 hours during a power failure.		AARNL2
	Includes light level options listed above, as well as Flashlight Mode, which is activated only when device is removed from the wall.		



In-wall nightlight function



Press on nightlight to remove from wall



Portable flashlight function

Accent Nightlight

The Accent Nightlight is a stunning addition to any adorne product and is compatible with any* 1- through 4-Gang wall plate. The device is invisible once installed, but can be activated by placing a finger under the wall plate. This will cause the light to cycle through several light level options, as depicted in the chart below.

NAME	COMPLIANCE	PART NUMBER
Accent Nightlight, 1-Gang		AAAL1G4
Accent Nightlight, 2-Gang		AAAL2G2
Accent Nightlight, 3-Gang		AAAL3G2
Accent Nightlight, 4-Gang		AAAL4G2



*Please note, the Accent Nightlight will not work with the Pop-Out Outlet.

Light Level Settings

The Accent Nightlight will cycle through these options, allowing you to select the setting you prefer. Auto-OFF indicates that the light will automatically turn on when the room is dark and off when the room is light.

DAYTIME	NIGHT TIME
Auto-OFF (1)	High
Always ON (2)	Medium
	Low
	Ultra-Low
	OFF (3)

1. Light turns off automatically when room is light.
 2. Light remains on when room is light.
 3. Light remains off when room is dark.

Locator Status Light: Find Us in the Dark

NAME	DESCRIPTION	COMPLIANCE	PART NUMBER
Locator Status Light	<p>Add a stylish, small locator light to your Paddle, Whisper, or Push switch or dimmer and you’ll never again have to slide your hand across the wall trying to find that switch.</p> <p>The locator light is a standard feature of all other switches and dimmers. It can be disabled if desired.</p> <p>Locator light is on when the load is off and off when the load is on.</p>		AALSL6 AALSL277 (277 VAC)

Paddle
Optional
Accessory

Whisper
Optional
Accessory

Push
Optional
Accessory

sofTap
Standard
Feature

SensaSwitch
Standard
Feature

Touch
Standard
Feature

Wave
Standard
Feature

CONNECTIVITY & ACCESSORIES

Blank Module

Use this blank insert to give your project a complete, finished look. Pair it with other half-size devices, like the Nightlight, Paddle Switch, or USB, in a 1-gang wall plate.

NAME		FINISH OPTIONS	PART NUMBER
Half-Size Blank	 	White Magnesium Graphite	AABK1W4 AABK1M4 AABK1G4

Mounting Frames

NAME		FINISH OPTIONS	PART NUMBER
1-Gang Mounting Frame 2-Gang Mounting Frame 3-Gang Mounting Frame 4-Gang Mounting Frame 5-Gang Mounting Frame 6-Gang Mounting Frame			AF1G AF2G AF3G AF4G AF5G AF6G



Keystone Frames

For a consistent look throughout the project, select an adorne keystone frame to enable audio, video, and data connectivity in an adorne wall plate. Simply pair a 1-port, 2-port, or 4-port frame with any keystone inserts shown on the next page and then mount in an adorne wall plate for a complete installation.

NAME	FINISH OPTIONS	PART NUMBER
1-Port Frame	White Magnesium	AC1PFW1 AC1PFM1
2-Port Frame	White Magnesium	AC2PFW1 AC2PFM1
4-Port Frame	White Magnesium	AC4PFW1 AC4PFM1
In-Wall Cable Access Port	White Magnesium	ACBRSTPW1 ACBRSTPM1



1-Port Frame



2-Port Frame




4-Port Frame









In-Wall Cable Access Port

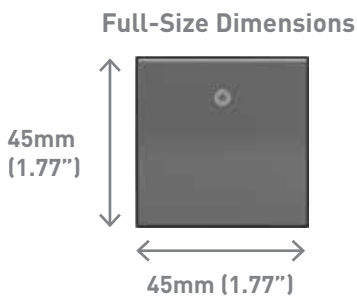
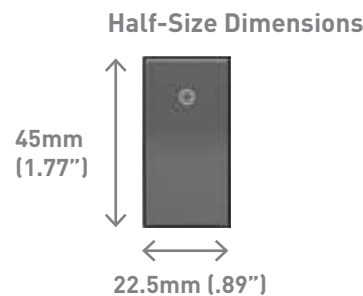
Keystone Inserts

NAME	FINISH OPTIONS	PART NUMBER
Cat 5e RJ45 Data/Phone Insert	White Magnesium	AC5ERJ45W1 AC5ERJ45M1
		
Cat 5e RJ45 Data Coupler Insert	White Magnesium	AC5ERJ45CW1 AC5ERJ45CM1
		
Cat 6 RJ45 Data Insert	White Magnesium	AC6RJ45W1 AC6RJ45M1
		
RJ25 Phone Jack	White Magnesium	ACRJ25W1 ACRJ25M1
		
Component Video RCA to F Kit	White Magnesium	ACRGBRCAFW1 ACRGBRCAFM1
		
Composite Video RCA to F-Connector	White Magnesium	ACYRCAFW1 ACYRCAFM1
		



NAME	FINISH OPTIONS	PART NUMBER
HDMI Keystone Coupler	White Magnesium	ACHDMIW1 ACHDMIM1
		
Single Keystone Speaker Connector	White Magnesium	ACSSIW1 ACSSIM1
		
Speaker Binding Posts	White Magnesium	ACABPW1 ACABPM1
		
Subwoofer RCA to F-Connector	White Magnesium	ACPRCAFW1 ACPRCAFM1
		
Video F-Connector	White Magnesium	ACNRFCW1 ACNRFCM1
		
Blank Keystone Insert (4-Pack)	White Magnesium	ACBLKW4 ACBLKM4
		

Modular Unit Dimensions



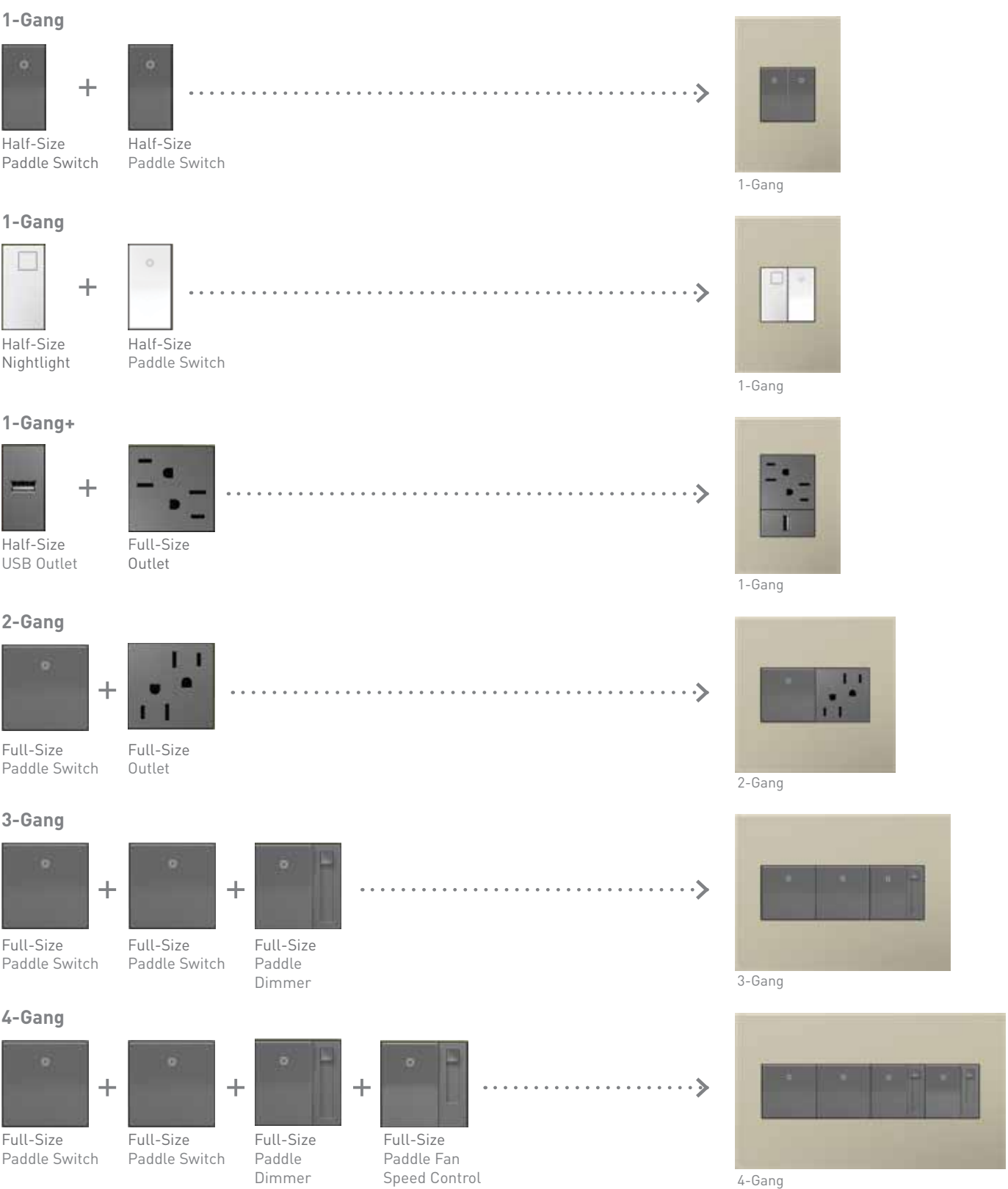
- The basic building block of the system is a half-size unit (45mm x 22.5mm).
- All devices have either half-size or full-size front faces.
- Devices also have either half-size, full-size, or plus-size backbodies.
- Most switches, dimmers, and outlets are in the full-size format (45mm x 45 mm). This is the standard adorne proprietary "45" opening.

Front Face and Backbody Modular Sizes

NAME	FRONT FACE SIZE	BACKBODY SIZE
SWITCHES		
Paddle Switch, 2-Module	Full-Size	Full-Size
Paddle Switch, 1-Module	Half-Size	Half-Size
Whisper Switch	Full-Size	Full-Size
Push Switch	Full-Size	Full-Size
sofTap Switch	Full-Size	Plus-Size
SensaSwitch	Full-Size	Plus-Size
Touch	Full-Size	Plus-Size
Wave	Full-Size	Plus-Size
DIMMERS		
Paddle	Full-Size	Plus-Size
Whisper	Full-Size	Plus-Size
sofTap	Full-Size	Plus-Size
SensaDimmer	Full-Size	Plus-Size
Touch	Full-Size	Plus-Size
Paddle Fan Speed Control	Full-Size	Plus-Size

NAME	FRONT FACE SIZE	BACKBODY SIZE
OUTLETS		
Tamper-Resistant Outlet, Full-Size	Full-Size	Full-Size
Tamper-Resistant Outlet, Plus-Size	Plus-Size	Plus-Size
GFCI Outlet, Full-Size	Full-Size	Plus-Size
GFCI Outlet, Plus-Size	Plus-Size	Plus-Size
Energy-Saving ON/OFF Outlet	Full-Size	Full-Size
USB Outlet	Half-Size	Half-Size
ILLUMINATION		
Nightlight, Half-Size	Half-Size	Half-Size
Nightlight, Full-Size	Full-Size	Full-Size
Portable Nightlight/Flashlight	Full-Size	Plus-Size


Optional Configurations



CHOOSE A STYLE
AS INTERESTING
AS YOURS



WALL PLATES



34

Overview

36

The Hubbardton Forge® Line

38

Cast Metals

40

Real Materials

42

Plastics

HF

HUBBARDTTON FORGE®

CM















































CAST METALS

R

REAL MATERIALS

P

PLASTIC

										
Black	Bronze	Burnished Steel	Dark Smoke	Mahogany		Ashen Tan	Black Ink	Bronze	Cappuccino	Cherry
										
Natural Iron	Aged Brass	Antique Bronze	Antique Nickel	Brushed Brass		Gloss White	Graphite	Greige	Honey	Lichen Green
										
Brushed Pewter	Brushed Stainless Steel	Dark Burnished Pewter	Oil-Rubbed Bronze	Satin Bronze		Magnesium	Pale Blue	Plum	Powder White	Satin Light Almond
										
Satin Nickel	Custom with Magnesium Trim	Custom with White Trim	Black Leather	Mirror		Soft Touch Felt Green	Soft Touch Moss Grey	Soft Touch Russet	Titanium	Truffle
										
Mirror Black	Mirror White	French Oak	Brushed Stainless	Wenge Wood		Turquoise Blue				

The Hubbardton Forge® Line

What happens when you combine a 6,000 year-old art with leading edge, touch-sensitive technology? Introducing the Hubbardton Forge line by Legrand, as part of the adorne® collection. Six lustrous metal plates, forged by fire to make adorne's simply elegant switches and outlets a perfect match with Hubbardton Forge's rich array of metal textures and finishes. It's a partnership forged in the fires of creativity and passion.

NAME	GANGS	PART NUMBER
Black	1-Gang 1-Gang+ 2-Gang 3-Gang 4-Gang	AWM1G2HFBK4 AWM1G3HFBK1 AWM2GHFBK1 AWM3GHFBK1 AWM4GHFBK1 AWM1G3HFBK1
Bronze	1-Gang 1-Gang+ 2-Gang 3-Gang 4-Gang	AWM1G2HFBR4 AWM1G3HFBR1 AWM2GHFBR1 AWM3GHFBR1 AWM4GHFBR1
Burnished Steel	1-Gang 1-Gang+ 2-Gang 3-Gang 4-Gang	AWM1G2HFBS4 AWM1G3HFBS1 AWM2GHFBS1 AWM3GHFBS1 AWM4GHFBS1

NAME	GANGS	PART NUMBER
Dark Smoke	1-Gang 1-Gang+ 2-Gang 3-Gang 4-Gang	AWM1G2HFDS4 AWM1G3HFDS1 AWM2GHFDS1 AWM3GHFDS1 AWM4GHFDS1
Mahogany	1-Gang 1-Gang+ 2-Gang 3-Gang 4-Gang	AWM1G2HFMH4 AWM1G3HFMH1 AWM2GHFMH1 AWM3GHFMH1 AWM4GHFMH1
Natural Iron	1-Gang 1-Gang+ 2-Gang 3-Gang 4-Gang	AWM1G2HFFE4 AWM1G3HFFE1 AWM2GHFFE1 AWM3GHFFE1 AWM4GHFFE1



BURNISHED STEEL | AWM1G2HFBS4

Variations in finish appearance are a normal and desired result of the process rendering each piece an individual and unique work of art.



BRUSHED STAINLESS STEEL | AWC1G3BS4

Cast Metals

adorne Cast Metal wall plates are hand-crafted by artisans, making them unique and distinctive. These slight variations in finish and color add to the rich beauty of the adorne Cast Metal offering.

NAME	GANGS	PART NUMBER
Aged Brass	1-Gang 1-Gang+ 2-Gang 3-Gang 4-Gang	AWC1G2AB4 AWC1G3AB4 AWC2GAB4 AWC3GAB4 AWC4GAB4
Antique Bronze	1-Gang 1-Gang+ 2-Gang 3-Gang 4-Gang	AWC1G2NB4 AWC1G3NB4 AWC2GNB4 AWC3GNB4 AWC4GNB4
Antique Nickel	1-Gang 2-Gang 3-Gang 4-Gang 1-Gang+	AWC1G2AN4 AWC2GAN4 AWC3GAN4 AWC4GAN4 AWC1G3AN4
Brushed Brass	1-Gang 1-Gang+ 2-Gang 3-Gang 4-Gang	AWC1G2BB4 AWC1G3BB4 AWC2GBB4 AWC3GBB4 AWC4GBB4
Brushed Pewter	1-Gang 1-Gang+ 2-Gang 3-Gang 4-Gang	AWC1G2BP4 AWC1G3BP4 AWC2GBP4 AWC3GBP4 AWC4GBP4

NAME	GANGS	PART NUMBER
Brushed Stainless Steel	1-Gang 1-Gang+ 2-Gang 3-Gang 4-Gang	AWC1G2BS4 AWC1G3BS4 AWC2GBS4 AWC3GBS4 AWC4GBS4
Dark Burnished Pewter	1-Gang 1-Gang+ 2-Gang 3-Gang 4-Gang	AWC1G2DP4 AWC1G3DP4 AWC2GDP4 AWC3GDP4 AWC4GDP4
Oil-Rubbed Bronze	1-Gang 1-Gang+ 2-Gang 3-Gang 4-Gang	AWC1G2OB4 AWC1G3OB4 AWC2GOB4 AWC3GOB4 AWC4GOB4
Satin Bronze	1-Gang 1-Gang+ 2-Gang 3-Gang 4-Gang	AWC1G2SB4 AWC1G3SB4 AWC2GSB4 AWC3GSB4 AWC4GSB4
Satin Nickel	1-Gang 1-Gang+ 2-Gang 3-Gang 4-Gang	AWC1G2SN4 AWC1G3SN4 AWC2GSN4 AWC3GSN4 AWC4GSN4




BLACK LEATHER | AWM1G2LE4

Real Materials

adorne Real Material wall plates are created with natural materials such as leather and wood. Each wall plate is hand-crafted by artisans and no two are exactly alike. These slight variations in finish and color add to the unique beauty of the adorne Real Material line.

NAME	GANGS	PART NUMBER
Black Leather	1-Gang 1-Gang+ 2-Gang 3-Gang 4-Gang	AWM1G2LE4 AWM1G3LE4 AWM2GLE4 AWM3GLE4 AWM4GLE4
Brushed Stainless	1-Gang 2-Gang 3-Gang 4-Gang 1-Gang+	AWM1G2MS4 AWM2GMS4 AWM3GMS4 AWM4GMS4 AWM1G3MS4
French Oak	1-Gang 1-Gang+ 2-Gang 3-Gang 4-Gang	AWM1G2FH4 AWM1G3FH4 AWM2GFH4 AWM3GFH4 AWM4GFH4
Mirror	1-Gang 1-Gang+ 2-Gang 3-Gang 4-Gang	AWM1G2MR4 AWM1G3MR4 AWM2GMR4 AWM3GMR4 AWM4GMR4
Mirror Black	1-Gang 1-Gang+ 2-Gang 3-Gang 4-Gang	AWM1G2MB4 AWM1G3MB4 AWM2GMB4 AWM3GMB4 AWM4GMB4

NAME	GANGS	PART NUMBER
Mirror White	1-Gang 1-Gang+ 2-Gang 3-Gang 4-Gang	AWM1G2MW4 AWM1G3MW4 AWM2GMW4 AWM3GMW4 AWM4GMW4
Wenge Wood	1-Gang 1-Gang+ 2-Gang 3-Gang 4-Gang	AWM1G2WE4 AWM1G3WE4 AWM2GWE4 AWM3GWE4 AWM4GWE4
Custom with Magnesium Trim	1-Gang 1-Gang+ 2-Gang 3-Gang 4-Gang	AWM1G2M4 AWM1G3M4 AWM2GM4 AWM3GM4 AWM4GM4
Custom with White Trim	1-Gang 1-Gang+ 2-Gang 3-Gang 4-Gang	AWM1G2W4 AWM1G3W4 AWM2GW4 AWM3GW4 AWM4GW4
Mirror White, White-on-White	1-Gang 1-Gang+ 2-Gang 3-Gang 4-Gang	AWM1G2MWW4 AWM1G3MWW4 AWM2GMWW4 AWM3GMWW4 AWM4GMWW4



GRAPHITE | AWP1G2GR6

Plastics

Available in a variety of classic and contemporary colors, adorne Plastic wall plates provide the perfect finishing touch to any installation.

NAME	GANGS	PART NUMBER
Ashen Tan	1-Gang 1-Gang+ 2-Gang 3-Gang 4-Gang 5-Gang 6-Gang	AWP1G2AT4 AWP1G3AT4 AWP2GAT4 AWP3GAT4 AWP4GAT4 AWP5GAT1 AWP6GAT1
Black Ink	1-Gang 1-Gang+ 2-Gang 3-Gang 4-Gang 5-Gang 6-Gang	AWP1G2NK4 AWP1G3NK4 AWP2GNK4 AWP3GNK4 AWP4GNK4 AWP5GNK1 AWP6GNK1
Bronze	1-Gang 1-Gang+ 2-Gang 3-Gang 4-Gang 5-Gang 6-Gang	AWP1G2BR6 AWP1G3BR4 AWP2GBR4 AWP3GBR4 AWP4GBR4 AWP5GBR1 AWP6GBR1
Cappuccino	1-Gang 1-Gang+ 2-Gang 3-Gang 4-Gang 5-Gang 6-Gang	AWP1G2CP4 AWP1G3CP4 AWP2GCP4 AWP3GCP4 AWP4GCP4 AWP5GCP1 AWP6GCP1
Cherry	1-Gang 1-Gang+ 2-Gang 3-Gang 4-Gang 5-Gang 6-Gang	AWP1G2CH4 AWP1G3CH4 AWP2GCH4 AWP3GCH4 AWP4GCH4 AWP5GCH1 AWP6GCH1

NAME	GANGS	PART NUMBER
Gloss White	1-Gang 2-Gang 3-Gang 4-Gang 1-Gang+ 5-Gang 6-Gang	AWP1G2WH6 AWP2GWH4 AWP3GWH4 AWP4GWH4 AWP1G3WH4 AWP5GWH1 AWP6GWH1
Gloss White, White-on-White	1-Gang 2-Gang 3-Gang 4-Gang 1-Gang+ 5-Gang 6-Gang	AWP1G2WHW10 AWP2GWHW10 AWP3GWHW4 AWP4GWHW4 AWP1G3WHW4 AWP5GWHW1 AWP6GWHW1
Graphite	1-Gang 2-Gang 3-Gang 4-Gang 1-Gang+ 5-Gang 6-Gang	AWP1G2GR6 AWP2GGR4 AWP3GGR4 AWP4GGR4 AWP1G3GR4 AWP5GGR1 AWP6GGR1
Greige	1-Gang 1-Gang+ 2-Gang 3-Gang 4-Gang 5-Gang 6-Gang	AWP1G2GG4 AWP1G3GG4 AWP2GGG4 AWP3GGG4 AWP4GGG4 AWP5GGG1 AWP6GGG1
Honey	1-Gang 1-Gang+ 2-Gang 3-Gang 4-Gang 5-Gang 6-Gang	AWP1G2HY6 AWP1G3HY4 AWP2GHY4 AWP3GHY4 AWP4GHY4 AWP5GHY1 AWP6GHY1

Plastics

NAME	GANGS	PART NUMBER
Lichen Green	1-Gang 1-Gang+ 2-Gang 3-Gang 4-Gang 5-Gang 6-Gang	AWP1G2LG6 AWP1G3LG4 AWP2GLG4 AWP3GLG4 AWP4GLG4 AWP5GLG1 AWP6GLG1
Magnesium	1-Gang 2-Gang 3-Gang 4-Gang 1-Gang+ 5-Gang 6-Gang	AWP1G2MG6 AWP2GMG4 AWP3GMG4 AWP4GMG4 AWP1G3MG4 AWP5GMG1 AWP6GMG1
Pale Blue	1-Gang 2-Gang 3-Gang 4-Gang 1-Gang+ 5-Gang 6-Gang	AWP1G2BL6 AWP2GBL4 AWP3GBL4 AWP4GBL4 AWP1G3BL4 AWP5GBL1 AWP6GBL1
Plum	1-Gang 2-Gang 3-Gang 4-Gang 1-Gang+ 5-Gang 6-Gang	AWP1G2PL4 AWP2GPL4 AWP3GPL4 AWP4GPL4 AWP1G3PL4 AWP5GPL1 AWP6GPL1
Powder White	1-Gang 1-Gang+ 2-Gang 3-Gang 4-Gang 5-Gang 6-Gang	AWP1G2PW4 AWP1G3PW4 AWP2GPW4 AWP3GPW4 AWP4GPW4 AWP5GPW1 AWP6GPW1
Satin Light Almond	1-Gang 1-Gang+ 2-Gang 3-Gang 4-Gang	AWP1G2LA6 AWP1G3LA4 AWP2GLA4 AWP3GLA4 AWP4GLA4

NAME	GANGS	PART NUMBER
Soft Touch Felt Green	1-Gang 1-Gang+ 2-Gang 3-Gang 4-Gang 5-Gang 6-Gang	AWP1G2FG6 AWP1G3FG4 AWP2GFG4 AWP3GFG4 AWP4GFG4 AWP5GFG1 AWP6GFG1
Soft Touch Moss Grey	1-Gang 1-Gang+ 2-Gang 3-Gang 4-Gang 5-Gang 6-Gang	AWP1G2M06 AWP1G3M04 AWP2GM04 AWP3GM04 AWP4GM04 AWP5GM01 AWP6GM01
Soft Touch Russet	1-Gang 1-Gang+ 2-Gang 3-Gang 4-Gang 5-Gang 6-Gang	AWP1G2RS6 AWP1G3RS4 AWP2GRS4 AWP3GRS4 AWP4GRS4 AWP5GRS1 AWP6GRS1
Titanium	1-Gang 1-Gang+ 2-Gang 3-Gang 4-Gang 5-Gang 6-Gang	AWP1G2TM6 AWP1G3TM4 AWP2GTM4 AWP3GTM4 AWP4GTM4 AWP5GTM1 AWP6GTM1
Truffle	1-Gang 1-Gang+ 2-Gang 3-Gang 4-Gang 5-Gang 6-Gang	AWP1G2TF4 AWP1G3TF4 AWP2GTF4 AWP3GTF4 AWP4GTF4 AWP5GTF1 AWP6GTF1
Turquoise	1-Gang 1-Gang+ 2-Gang 3-Gang 4-Gang 5-Gang 6-Gang	AWP1G2TB4 AWP1G3TB4 AWP2GTB4 AWP3GTB4 AWP4GTB4 AWP5GTB1 AWP6GTB1



The adorne Frame System

The frame is the foundation upon which the adorne modular system is built. It is manufactured with high-strength galvanized metal and includes a ground wire.

Frames include plastic spacers. The spacers remain in place for devices with full size backbodies. They must be removed for devices with plus size backbodies, such as dimmers and GFCI outlets.

The frame completes the enclosure, providing a safe installation during the construction phase and allowing the wall plate to be installed at the end of the project.

Each frame includes a leaded ground that supports the full adorne system. Most switches, outlets, and wall plates (including cast metals) are automatically grounded to the frame, saving time and ensuring a safe and reliable ground path.



1-Gang, Full Size with Spacers



1-Gang, Plus Size without Spacers



2-Gang with Spacers



3-Gang with Spacers



4-Gang with Spacers



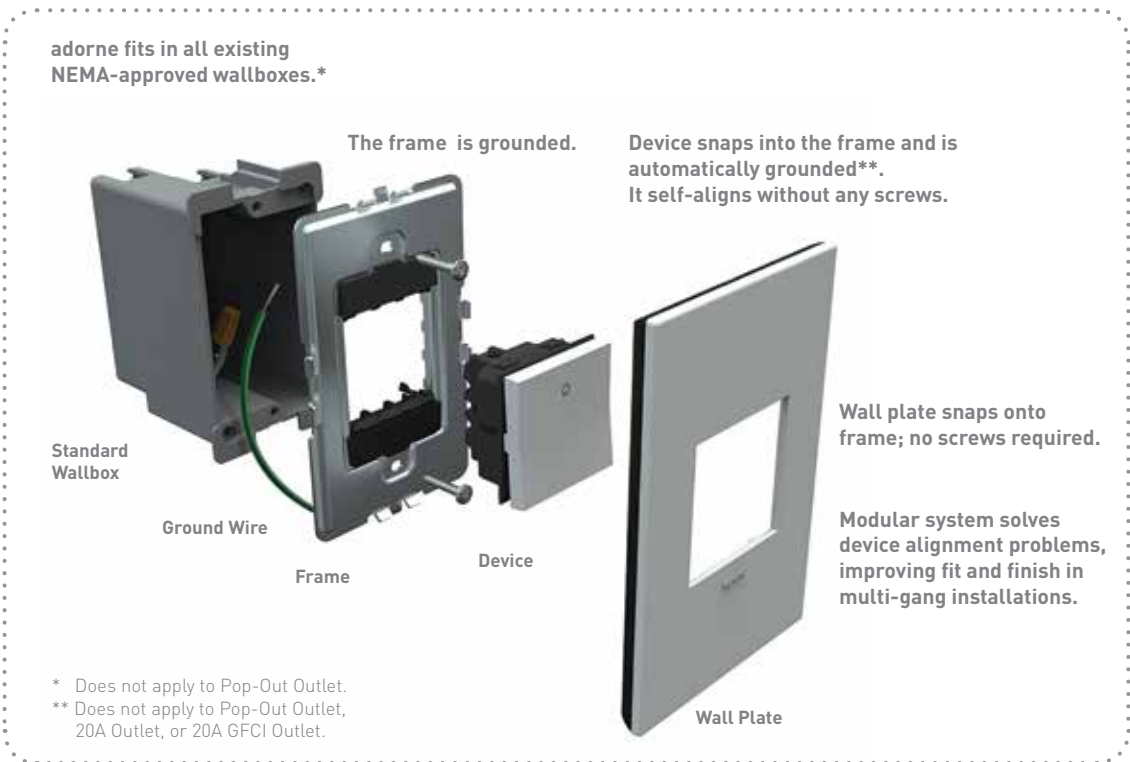
5-Gang with Spacers



6-Gang with Spacers

The adorne Modular System

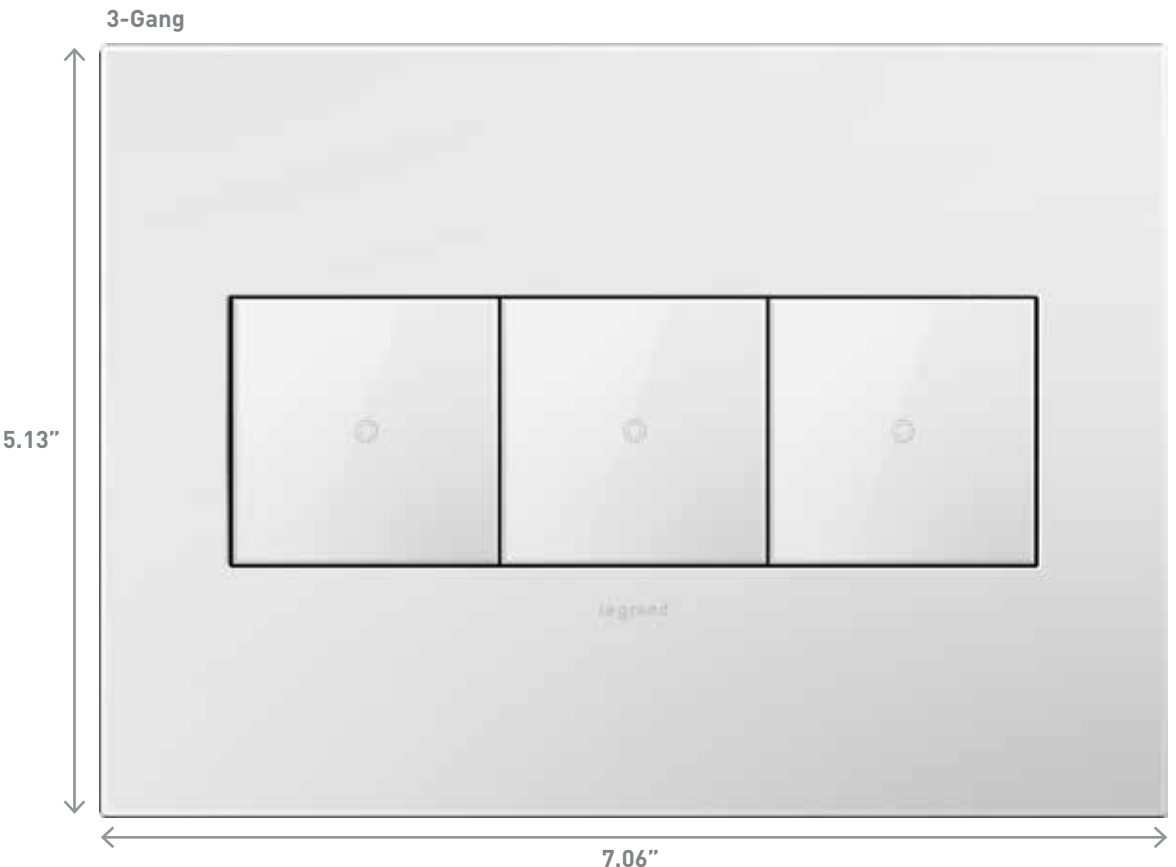
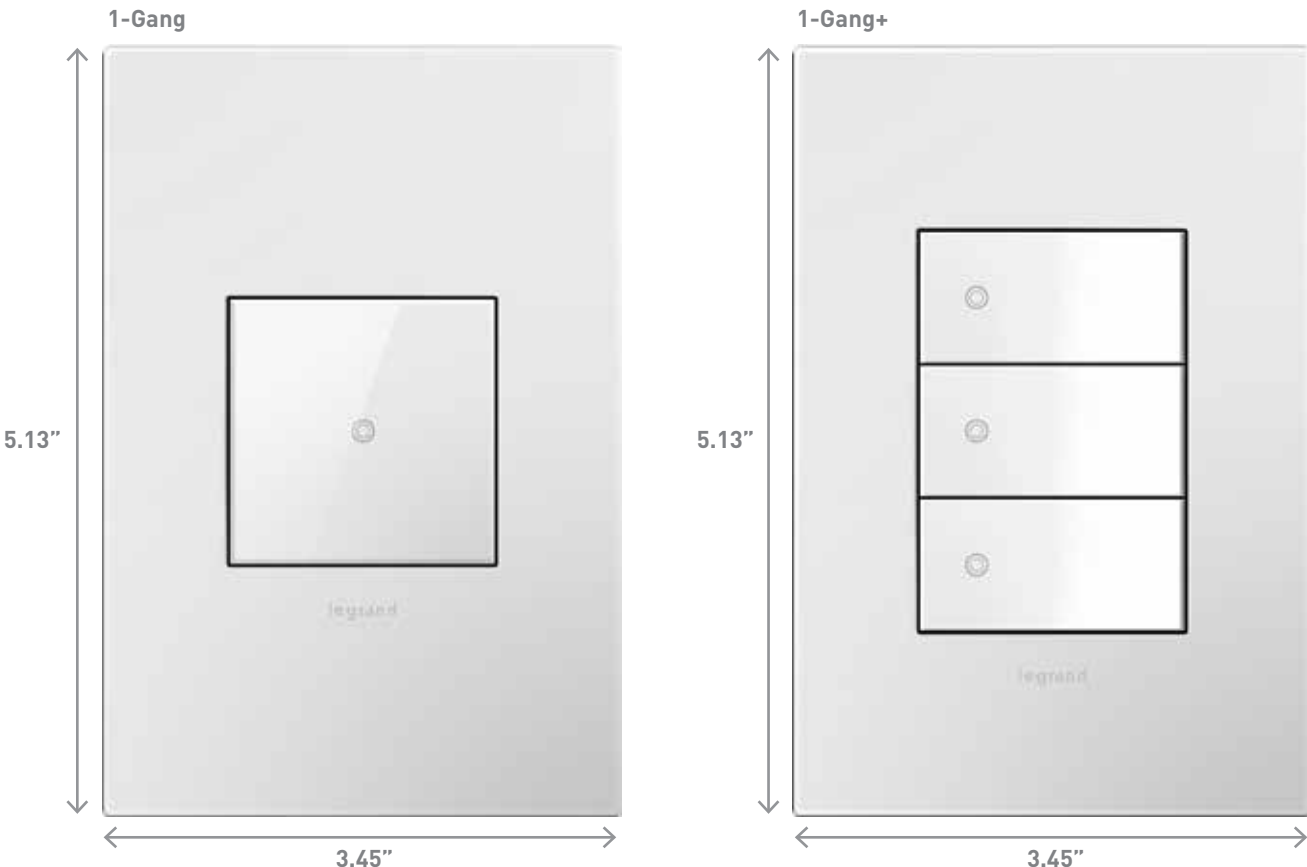
Complete versatility and unmatched flexibility



* Does not apply to Pop-Out Outlet.
** Does not apply to Pop-Out Outlet, 20A Outlet, or 20A GFCI Outlet.

Devices simply snap into the frame from the front. During installation, screw the frame to the box, then pull the wires through the frame and wire the device. Then, simply snap the device into the frame.



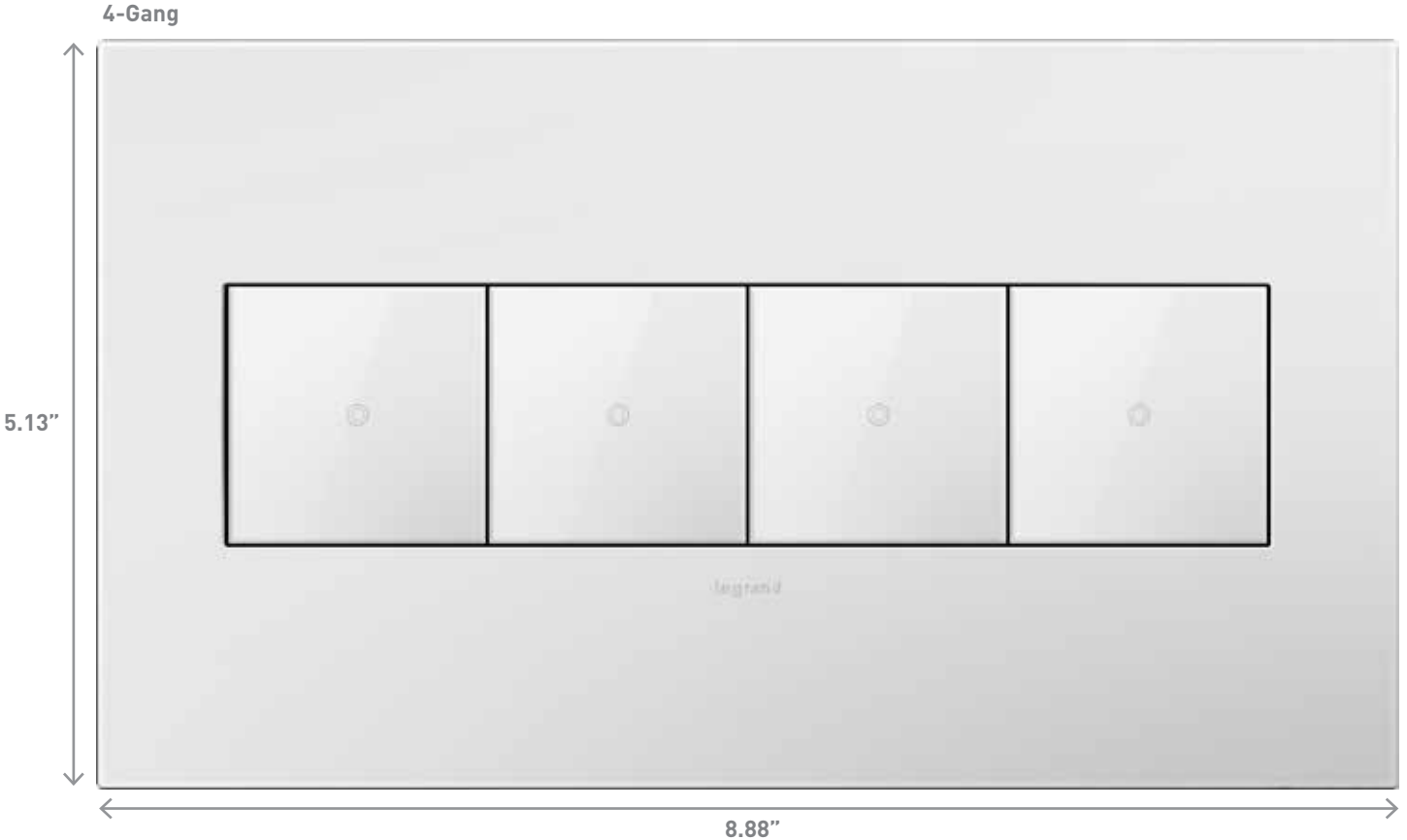
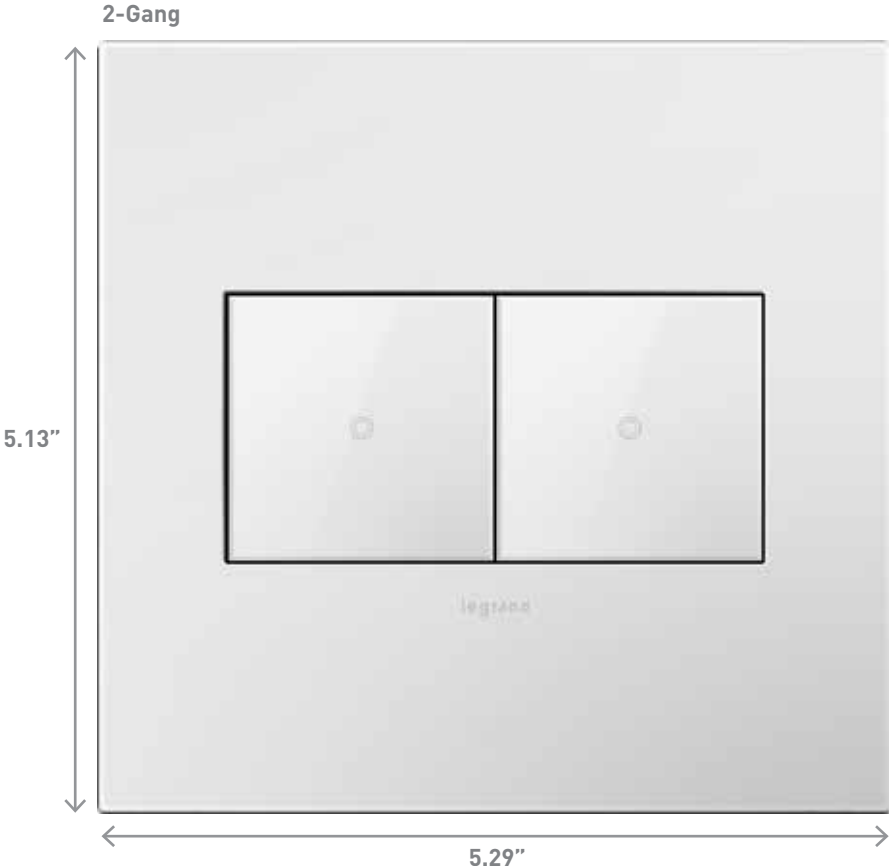


Wall Plates

Available in six gang sizes, adorne wall plates provide the perfect complement to adorne switches, dimmers, outlets, and accessories. The collection includes a variety of finishes, from cast metals like Satin Nickel and Oil-Rubbed Bronze to real materials such as Leather and Wood. In addition, the collection includes a full offering of plastic plates in contemporary and classic colors, as well as three innovative Soft Touch finishes.

Each wall plate is packaged with a mounting frame to enable easy installation when paired with a device. All plates are screwless and simply snap onto the included metal frame. See page 64 for more information on the adorne frame system.

All adorne wall plates are UL and ETL-approved. 5- and 6-Gang wall plates are not available in all colors.





A FRESH
IDEA
FOR COOKING LIGHT

UNDER-CABINET LIGHTING & POWER SYSTEM



52	Overview
56	Modular Tracks
57	Control Boxes
58	Lighting
59	Modules and Accessories

A RECIPE FOR KITCHEN MAGIC.

The adorne Under-Cabinet Lighting System brings an array of modular components that swap out so easily, you'll want to reconfigure whenever the mood strikes. From speakers and smart phone docks to lighting and outlets, there's a world of possibilities to choose from with these high-tech, highly convenient building blocks.

UNDER CABINET LIGHTING



USB Module:
A handy outlet to power today's devices.



Tamper-Resistant Outlet Module:
Convenient power snaps in where you need it.



LED Slimline Light: A low-profile, continuous lighting option.



Linear Lights: For a consistent, continuous light.



Tablet Cradle:
Puts apps and the internet where you need them.



Mobile Cradle:
Because recharging doesn't have to look sloppy.



Modular Tracks: The nerve center that tucks away out of sight. Available in four sizes and two colors.



LOOKING UP A view from below reveals how the adorne collection tucks neatly away, offering tons of convenience while hiding underneath your cabinets.

How to Specify the System

The adorne Under-Cabinet Lighting System is a fully customizable and modular solution for eliminating kitchen clutter. It is compatible with any kitchen layout, such as a galley, L-shaped, or U-shaped, as well as with any home wiring. In order to ensure you have specified the correct products for your system, we recommend you follow the steps outlined below.

1. Planning Your System Layout

- First, determine where you want to install the system. Then measure your cabinets to determine the length of Modular Track required:
- Measure each cabinet length at back of cabinet.
 - For installations with a corner, allow 3" on each side for Corner Connector.
 - When totaling up the length of required Modular Track, be sure to include the length of the desired Control Box or Direct Wire Connector. For a 1-gang box, allow 5". For a 2-gang box, allow 5.25". For Direct Wire Connector, allow 6". For more detail on Control Box options, see page 53.
 - If your selection of Modular Tracks does not match the exact length of your cabinets, you can use a Modular Track Extender to complete the track. This piece can be cut down to 6". Standard 12", 18", and 27" Modular Tracks cannot be shortened.



9" Modular Track



12" Modular Track



18" Modular Track



27" Modular Track



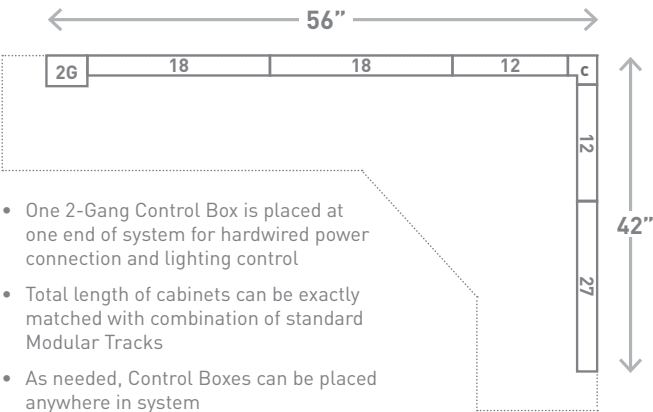
18" Modular Track Extender



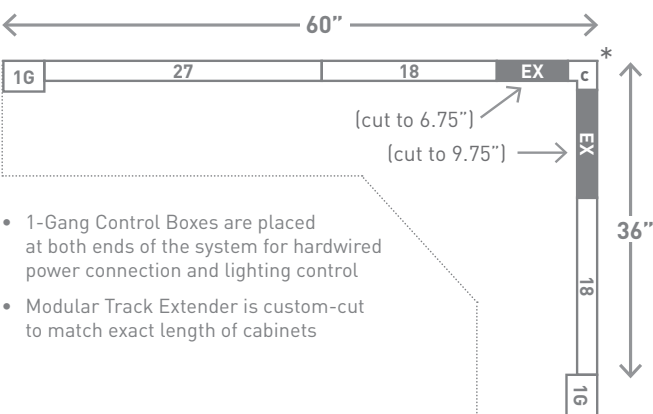
Modular Track Corner Connector

Visit www.adornemyhome.com to watch planning and installation videos.

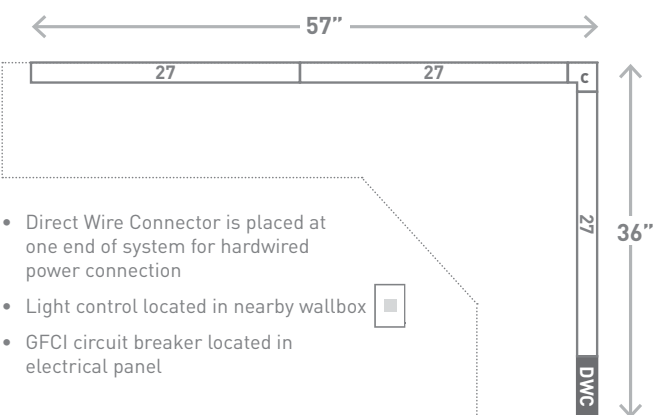
Sample Installation: Length of cabinets is equal to combined length of standard Modular Tracks



Sample Installation: Length of cabinets is greater than combined length of standard Modular Tracks



Sample Installation: Direct wire with system controls in a remote location



2. Selecting the Control Box and Power Options

Next, select the type of lighting and power connection you'd like to include. For a simple install, the Plug-In Control Box provides the easiest solution. For a hardwired installation, there are five options to choose from which enable expanded lighting control options such as dimming:

- Control Box with Paddle Dimmer
- Control Box with Paddle Dimmer and GFCI protection
- Control Box, 1-Gang (No Devices)
- Control Box, 2-Gang (No Devices)
- Direct Wire Connector

For hardwired installations, there must be three separate circuits from the electrical panel:

- Receptacle Circuit: 20 Amps; GFCI-protected; Use #12 wire
- Lighting Circuit: 15 Amps; Use #12 or #14 wire
- Accessory Circuit: 15 Amps; Use #12 or #14 wire

Hardwired Control Boxes

1-Gang Control Box with Paddle Dimmer	2-Gang Control Box with Paddle Dimmer and 15A GFCI	Direct Wire Connector	Control Box, No Devices, 1-Gang*	Control Box, No Devices, 2-Gang*

Compatible with all adorne 2-module devices. The CFL/LED Paddle Dimmer (ADPD453LM2) is recommended for use with the adorne system.

3. Selecting the LED Lights

The adorne Under-Cabinet Lighting System is only compatible with adorne LED lights. Recommended placement for lights is every 18" along Modular Track.

You can select any combination of Linear lights to complete your system. In addition, if you are mounting a light under the cabinet and wish to move it further to the front of the counter, you can use the LED Light Extender. This enables you to increase the length of any light from the Modular Track from a standard 11" to up to 22". This is especially useful in corner installations.



4. Choosing Accessories to Complete the System

The final step is to select the accessories to perfectly complement your system. adorne offers a range of options, including USB charging ports, mobile and tablet cradles, and a Digital Music Kit. Each of these accessories provides flexibility in that it can be added or removed at any time – simply swap it with an existing outlet or blank module to increase your system capabilities.

We're here to help!
We have a dedicated project services team on staff to help you plan your projects, including supplying a full takeoff with a wiring diagram based on your floor plans.
Give us a call at 315.468.8413 or email us your project info at adornemyproject@legrand.us.

Modular Tracks




The adorne system is a flexible and modular solution designed to eliminate kitchen clutter. Fully customizable, you can select from several types of modules and modify your system in minutes. Simply pop out an existing module and replace it with a new module at any time.



The Modular Tracks listed below simply plug together to create a full system custom-designed for any kitchen. They form the base of the system, housing all of the wiring that connects the modules.

Each system must include a Control Box or Direct Wire Connector that is hardwired to existing wiring or plugged into an outlet on the backsplash.

NAME	COMPLIANCE	SPECIFICATIONS	PART NUMBER
12" Modular Track 	 	Includes one Tamper-Resistant Outlet Module and one Blank Module. Can support up to two LED lights. Provides 120V power via 15A outlet modules and 20A pass-through. Module openings are 6" on-center.	APMT12TM2 APMT12W2
18" Modular Track 	 	Includes one Tamper-Resistant Outlet Module and one Blank Module. Can support up to two LED lights. Provides 120V power via 15A outlet modules and 20A pass-through. Module openings are 9" on-center.	APMT18TM4 APMT18W4
27" Modular Track 	 	Includes two Tamper-Resistant Outlet Modules and one Blank Module. Can support up to three LED lights. Provides 120V power via 15A outlet modules and 20A pass-through. Module openings are 9" on-center.	APMT27TM2 APMT27W2
18" Modular Track Extender 		Enables a perfect fit for any kitchen. Simply cut to length (minimum of 6") and attach to end of Modular Track. Does not include any module openings.	APME18TM2 APME18W2
Modular Track Corner Connector 		Use with installations that include a right-angle corner to connect two Modular Tracks. Allow 3" on each side for installations with Corner Connectors.	APCCTM4 APCCW4
Short Modular Track 	 	Includes one Tamper-Resistant Outlet Module. Intended for use on short cabinet sections. 10" in length but can be cut to 8". Enables direct wire connection to wiring behind the wall. Cannot be combined with any other track section.	APST9TM1 APST9W1
Pro Kit 		Includes the adorne control box with the paddle dimmer, 18" Track, 12" Track, an additional tamper-resistant outlet, and a tablet cradle.	APMTPROTM1

We’re here to help!

We have a dedicated project services team on staff to help you plan your projects, including supplying a full takeoff based on your floor plans.

Give us a call at 315.468.8413 or email us your project info at adornemyproject@legrand.us.











Control Boxes

Every Under-Cabinet Lighting System must include one of the below Control Boxes or Direct Wire Connector. These boxes connect to existing in-wall wiring or plug into an outlet on the backsplash to provide system power.

Control Boxes include system end caps, ensuring a clean finish on the left and right edges of the installed system.



Hardwired installations require three circuits from the electrical panel.

NAME	COMPLIANCE	SPECIFICATIONS	PART NUMBER
Control Box with Paddle Dimmer 	450W 	Connects to existing in-wall wiring. Fits onto end of Modular Track, adding 5" onto system length. Includes adorne 450W CFL/LED Paddle Dimmer (ADPD453LM2). GFCI protection must be provided at the electrical panel	APCB1TM4 APCB1W4
Control Box with Paddle Dimmer and 15A GFCI 	450W 15A 	Connects to existing in-wall wiring. Fits onto end of Modular Track, adding 5.25" onto system length. Includes adorne 450W CFL/LED Paddle Dimmer (ADPD453LM2) and 15A Tamper-Resistant GFCI Outlet (AGFTR152M4).	APCB6TM2 APCB6W2
Control Box, No Devices, 1-Gang 		Connects to existing in-wall wiring. Fits onto end of Modular Track, adding 5" onto system length. Customize with your preference of adorne dimmers, switches, or outlets.	APCB4TM1 APCB4W1
Control Box, No Devices, 2-Gang 		Connects to existing in-wall wiring. Fits onto end of Modular Track, adding 5.25" onto system length. Customize with your preference of adorne dimmers, switches, or outlets.	APCB5TM1 APCB5W1
Direct Wire Connector 		Enables direct wire feed of power from in-wall wiring, eliminating need for a Control Box. Connector is 6" in length.	APDWCTM1 APDWCW1





Lighting

adorne Linear LED Lights are designed for use with the adorne system only. They can be paired with the adorne SoftTap Tru-Universal Dimmer (ADTP703T UW4) to enable dimming.

Lights easily plug into a connection port on any system module. Optimal positioning is one light for every 18” of Modular Track. Lights can be added or removed as needed.

LED Linear Light + Accessories (Comes in Titanium only)

NAME	COMPLIANCE	SPECIFICATIONS	PART NUMBER
LED Linear Light		<ul style="list-style-type: none">• 8W• 280 lumens• correlated color temperature: 3000K color rendering index: 95	ALLNLEDTM4
Light Extender		Enables adorne LED lights to be mounted up to 22” from backsplash by extending cord length beyond default 11”. Ideal for corner cabinet installations.	ALEXTLEDTM4

LED Slimline Light + Accessoires



NAME	COMPLIANCE	SPECIFICATIONS	PART NUMBER
6” LED SlimlineLight		<ul style="list-style-type: none">• 2.38 Watts• 158 lumens• coorelated color temperature: 3000K, color rendering index 93• Tru-Universal Dimmer recommended	ALSLLLED6W4 ALSLLLED6TM4
12” LED Slimline Light		<ul style="list-style-type: none">• 4.83 Watts• 328 lumens• coorelated color temperature: 3000K, color rendering index 93• Tru-Universal Dimmer recommended	ALSLLLED12W4 ALSLLLED12TM4
LED Dimmable Driver		The 30 Watt LED dimmable drive powers up to 6 feet of adorne expandable light strips.	ALSLLDR30W1 ALSLLDR30TM1
LED Dimmable Driver		The 60 Watt LED dimmable drive powers up to 10 feet of adorne expandable light strips.	ALSLLDR60TM1 ALSLLDR60W1
Joiner Cable 8”		Perfect for joining your LED lights and creating a finished look. Adds 8” of space between adorne LED Lights. Pair with an additional cable for even more space	ALSLLJC8W4 ALSLLJC8TM4
Joiner Cable 14”		Perfect for joining your LED lights and creating a finished look. Adds 14” of space between adorne LED Lights. Pair with an additional cable for even more space.	ALSLLJC14W4 ALSLLJC14TM4
T Fitting		Perfect for splitting power to different locations while creating a finished look. Use Tee Cables to split the power from an adorne driver into two different directions.	ALSLLTW4 ALSLLTTM4
Power Cable Extender 36”		Perfect for extending cables and hiding cables out of sight for a clean, finished look. Use the Power cable extender to extend the length of cables, allowing you to hide drivers in or above cabinets.	ALSLLPC36W4 ALSLLPC36TM4

Modules and Accessories

adorne system modules are designed to fit in any module opening, and can be easily added or removed by using the included module tool. Simply fit the tool into either end of the module and pop it out of the track.

Cradles do not occupy a module opening. Instead, they save space by resting on the back edge of the track.

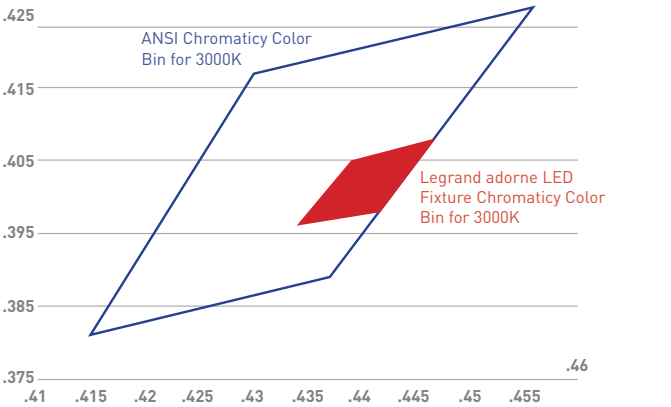


NAME	COMPLIANCE	SPECIFICATIONS	PART NUMBER
15A Outlet Module	15A, 120V 	Provides two power outlets by snapping into any module opening. Tamper-resistant outlet is designed with a patented shutter system. Included with short, 12”, 18”, and 27” Modular Tracks.	APTR15TM4 APTR15W4
USB Outlet Module	3.1A, 5V 	Provides two USB charging ports for devices such as mobile phones and tablets by snapping into any module opening. Charging cable not included.	APUSB3TM4 APUSB3W4
Mobile Phone Cradle		Attaches anywhere along track to hold a mobile phone. Perfect for use with USB Outlet Module while charging devices.	AAPCTM4 AAPCW4
Tablet Cradle		Attaches anywhere along track to hold a tablet. Perfect for use with USB Outlet Module while charging devices.	AATCM4 AATCW4

The adorne system is optimized to provide a premium under-cabinet lighting solution by utilizing the latest innovations in lighting research and LED technologies.


System specifications:

- OSRAM OSOLON® Color Champ LED
- Nominal 3000K Correlated Color Temperature (CCT) warm light output
- Linear Lights have a Color Rendering Index (CRI) of 95 Slimline Lights have a Color Rendering Index (CRI) of 93
- Excellent range of color differentiation and rendering of the important red color (think red meat and apples) and skin tones
- A bright lumen light output provides optimized lighting for the under-cabinet environment
- Efficient driver design integrated in each fixture results in:
 - Reliable and smooth dimming
 - ENERGY STAR certification
 - Rated for 40,000 hours of high performance
- LED quality control uses a “fine bin system” based on a three-step MacAdams ellipse to ensure color consistency



adorne individual LEDs are specifically selected to ensure fixture output CCT uniformity within a range of less than 100. This tight manufacturing assurance process ensures that variations inherent in the LED chip manufacturing process do not compromise reliable light quality.

BEAUTY & BRAINS



APP-BASED LIGHTING SYSTEM



62 App-Based Lighting System

64 Wi-Fi Ready Switches and Dimmers

66 Accessories

APP-BASED LIGHTING CONTROL

ADD STYLE AND FUNCTIONALITY - CONTROL YOUR LIGHTS WITH YOUR VOICE OR SMARTPHONE



HOW IT WORKS

1. Replace any standard light switch with a Wi-Fi ready switch or dimmer.
2. Plug the Hub into your home network.
3. Download the free Legrand Lighting Control app.
4. Easily set up your custom lighting settings.
5. Enjoy voice control by integrating with Amazon Alexa or the Google Assistant



1. ADD SECURITY

Wherever you are, your home can look like you never left. Set up timed lighting sequences for when you're away.

2. REST EASY IN VACATION MODE

Vacation mode automatically remembers your last week of lighting activity. Set it for your house to replay on its own while you're on vacation.



3. SAVE ENERGY

Ever wonder if all the lights are off for the night? Use the app to ensure the electricity goes to bed when you do.

4. SET YOUR RULES

Imagine setting your lights to wake up in the morning and greet you at home after a day away. You determine your rules, easily set it up in the app, and just like that your life is a little brighter. With countless options, you can set your lights to your liking while you're home or away. The app is free in the App Store.

GETTING STARTED IS EASY!

The Wi-Fi Ready Starter Kit (KTWIFI1) has everything you need to add app-based lighting control to your home.





The App

The right lighting doesn’t just transform a room, it changes the way you live in it. The Lighting Control app delivers simple, Wi-Fi control of compatible Legrand dimmers, switches, and other devices allowing you to adjust your lighting with effortless precision. Free download in the app store.



The Hub™

The adorne hub allows you to program and select home lighting scenes from your smart phone or tablet. In addition, it allows you to schedule lighting events based on time-of-day, such as turning on the exterior lights at sunset.



















* A repeater is needed with all app-based systems.
See PN MRR2-G on page 67

NAME	PART NUMBER
The Hub	LC7001














Wi-Fi Ready Switches, Dimmers, & Outlets

The adorne app-based lighting system provides unrivaled convenience, security, and energy-savings for both remodel projects and new construction. The ability to set scenes allows you to create the perfect lighting environment in multiple rooms or the entire house, all at the touch of a single button.














Whisper™

NAME	SPECIFICATIONS	RATING	COMPATIBLE LOADS	COMPLIANCE	FINISH OPTIONS	PART NUMBER
Whisper Wi-Fi Ready Switch	Wi-Fi Ready Master   		All Loads		White Magnesium Graphite	ASWR155RMW1 ASWR155RMM1 ASWR155RMG1
	Wi-Fi Ready Remote				White Magnesium Graphite	ASWRRRW1 ASWRRRM1 ASWRRRG1
Whisper Wi-Fi Ready Dimmer	Wi-Fi Ready Dimmer, Tru-Universal , 700W, 3-Wire   	6W - 700W	Incandescent, Halogen, MLV, Fluorescent, ELV, CFL, LED   		White Magnesium Graphite	ADWR700RTUW1 ADWR700RTUM1 ADWR700RTUG1
	Wi-Fi Ready Master Dimmer, 2-wire   	60W - 600W	Incandescent, Halogen 		White Magnesium	ADWR600RMHW1 ADWR600RMHM1
	Wi-Fi Ready Remote Dimmer				White Magnesium Graphite	ADWRRRW1 ADWRRRM1 ADWRRRG1





sofTap™

NAME	SPECIFICATIONS	RATING	COMPATIBLE LOADS	COMPLIANCE	FINISH OPTIONS	PART NUMBER
sofTap Wi-Fi Ready Switch	Wi-Fi Ready Master   		All Loads		White Magnesium Graphite	ASTP155RMW1 ASTP155RMM1 ASTP155RMG1
	Wi-Fi Ready Remote				White Magnesium Graphite	ASTPRRW1 ASTPRRM1 ASTPRRG1
sofTap Wi-Fi Ready Dimmer	Wi-Fi Ready Master (3-Wire) Tru-Universal	6W - 700W	Incandescent, Halogen, MLV, Fluorescent, ELV, CFL, LED   		White Magnesium Graphite	ADTP700RTUW1 ADTP700RTUM1 ADTP700RTUG1
	Wi-Fi Ready Master (2-Wire)	60W - 700W	Incandescent, Halogen 		White Magnesium	ADTP600RMHW1 ADTP600RMHM1
	Wi-Fi Ready Remote				White Magnesium Graphite	ADTPRRW1 ADTPRRM1 ADTPRRG1




Touch™

NAME	SPECIFICATIONS	RATING	COMPATIBLE LOADS	COMPLIANCE	FINISH OPTIONS	PART NUMBER
Touch Wi-Fi Ready Switch	Wi-Fi Ready Master		All Loads		White Magnesium Graphite	ASTH155RMW1 ASTH155RMM1 ASTH155RMG1
	Wi-Fi Ready Remote				White Magnesium Graphite	ASTHRRW1 ASTHRRM1 ASTHRRG1
Touch Wi-Fi Ready Dimmer	Wi-Fi Ready Master (3-Wire) Tru-Universal	6W - 700W	Incandescent, Halogen, MLV, Fluorescent, ELV, CFL, LED   		White Magnesium Graphite	ADTH700RTUW1 ADTH700RTUM1 ADTH700RTUG1
	Wi-Fi Ready Master (2-Wire)	60W - 600W	Incandescent, Halogen 		White Magnesium	ADTH600RMHW1 ADTH600RMHM1
	Wi-Fi Ready Remote				White Magnesium Graphite	ADTHRRW1 ADTHRRM1 ADTHRRG1
WiFi Lighting Starter Kit	Kit Includes: 1 Wi-Fi Ready Whisper Dimmer, 1 Wi-Fi Ready Whisper Switch, 2 Gloss White Wall Plates, and 1 Hub	60W - 700W	Incandescent, Halogen, ELV, MLV, Fluorescent   		White	KTWIF1

Wi-Fi Ready Scene Controllers

NAME	SPECIFICATIONS	RATING	COMPATIBLE LOADS	COMPLIANCE	FINISH OPTIONS	PART NUMBER
sofTap In-Wall Scene Controller 	Wi-Fi Ready In-Wall Scene Controller binds to Wi-Fi Ready Master(s) to provide four custom scenes. Requires The Hub and free Legrand Lighting Control App.	120VAC			White Magnesium Graphite	ADTPRIWHCW1 ADTPRIWHCM1 ADTPRIWHCG1
Touch In-Wall Scene Controller 	Wi-Fi Ready In-Wall Scene Controller binds to Wi-Fi Ready Master(s) to provide four custom scenes. Requires The Hub and free Legrand Lighting Control App.	120VAC			White Magnesium Graphite	ADTHRIWHCW1 ADTHRIWHCM1 ADTHRIWHCG1

Wi-Fi Ready Outlet

NAME	DESCRIPTION	RATINGS	NEMA CONFIGURATION	COMPLIANCE	FINISH OPTIONS	PART NUMBER
Wi-Fi Ready ON/OFF Outlet 	Lets you control a plug load from a new location without running additional wires when paired with adorne Wi-Fi Ready Remote Switches (page 60). On/off switch also allows you to save energy and stop the flow of power to the outlet without unplugging your device. Provides 20A pass-through.	15A, 125V 	5-15R		White Magnesium Graphite	ARPS15RF2W4 ARPS15RF2M4 ARPS15RF2G4

Accessories

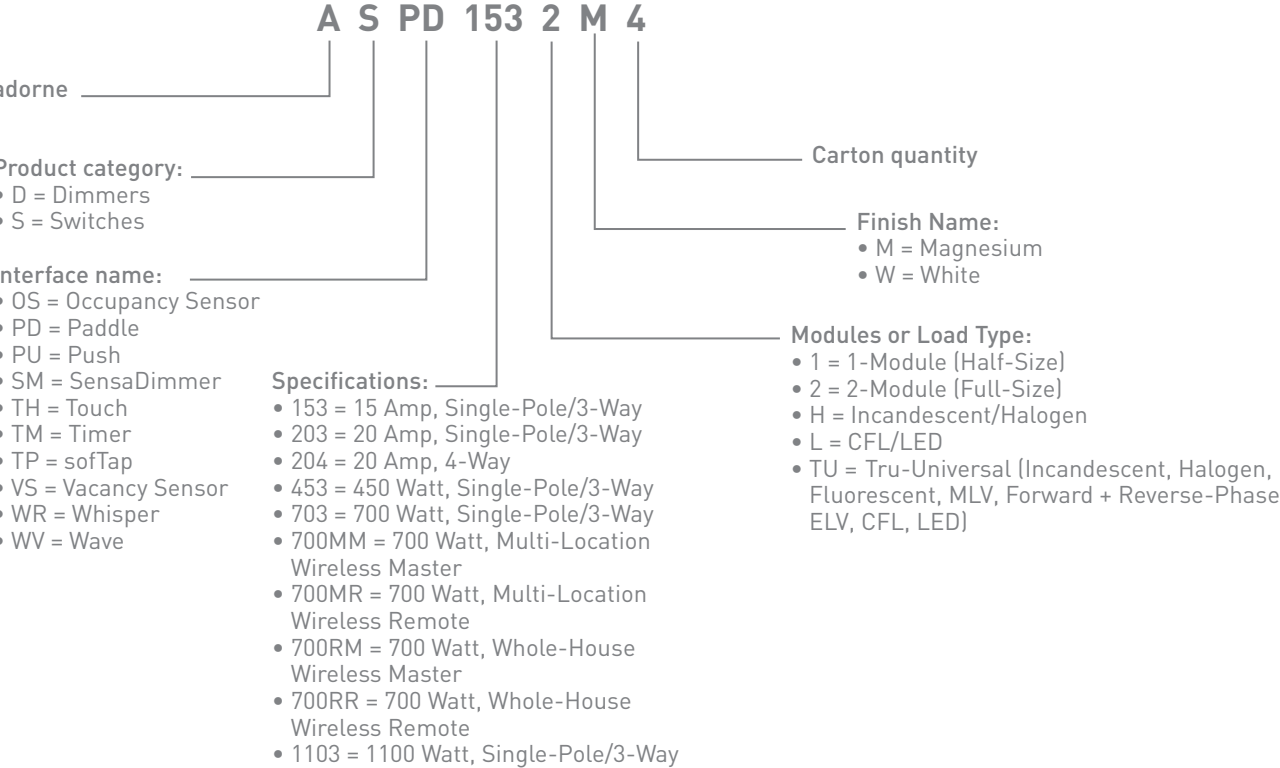
NAME	COLOR	SPECIFICATIONS	PART NUMBER
Lighting Remote Control 	White	This unique remote allows you to control your wi-fi ready switches and dimmers from anywhere in the home as well as create lighting scenes. The remote is easy to program and is compatible with adorne Wi-Fi Ready lighting controls. It allows up to four lighting scenes, as well as one-touch dimming or brightening of your lights. Remote includes a magnetic wall-mount cradle for easy storage.	ADWHRM4
Tru-Universal Plug-In Lamp Adapter 	White	Allows remote control of table or floor lamps up to 300W when used with the adorne Wi-Fi Lighting System. Simply plug the module into any grounded, 120V outlet and then plug the lamp into the module.	LC2150
Plug-In Small Appliance Module 	White	Allows remote control of small appliances such as coffeemakers, radios, and TVS when used with the adorne Wi-Fi Lighting System. Simply plug the module into any grounded, 120V outlet and then plug the appliance into the module.	MRP7-W
RS232 to RF Interface 	Black	Enables integration of a third party control system with the adorne Whole-House Lighting System. Features a two-wire interface from other control systems and two operating modes (maintained or momentary type inputs). Includes power supply.	MR232-G
Repeater & Away Emulator 	Black	Provides extra security when you're on vacation. Records the normal usage of lights throughout a 24-hour period and then plays them back when you're not at home. Also expands the range of the wireless system from 100' to 300'. <i>A repeater is needed with all app-based systems.</i>	MRR2-G
In-Wall 2000W Box Dimmer 	Black	Supports the addition of large lighting loads to the adorne Wi-Fi Lighting System.	MR2000
Interior Intercom Unit	NA	Additional interior intercom units can be added to the system and connected wirelessly to existing units.	AI6000M1

PART NUMBERING SYSTEM

The adorne Collection features an intelligent part numbering structure to aid in product selection. Each character in the part number represents a specific product feature. All adorne part numbers begin with the letter A to indicate that they are part of the adorne collection.

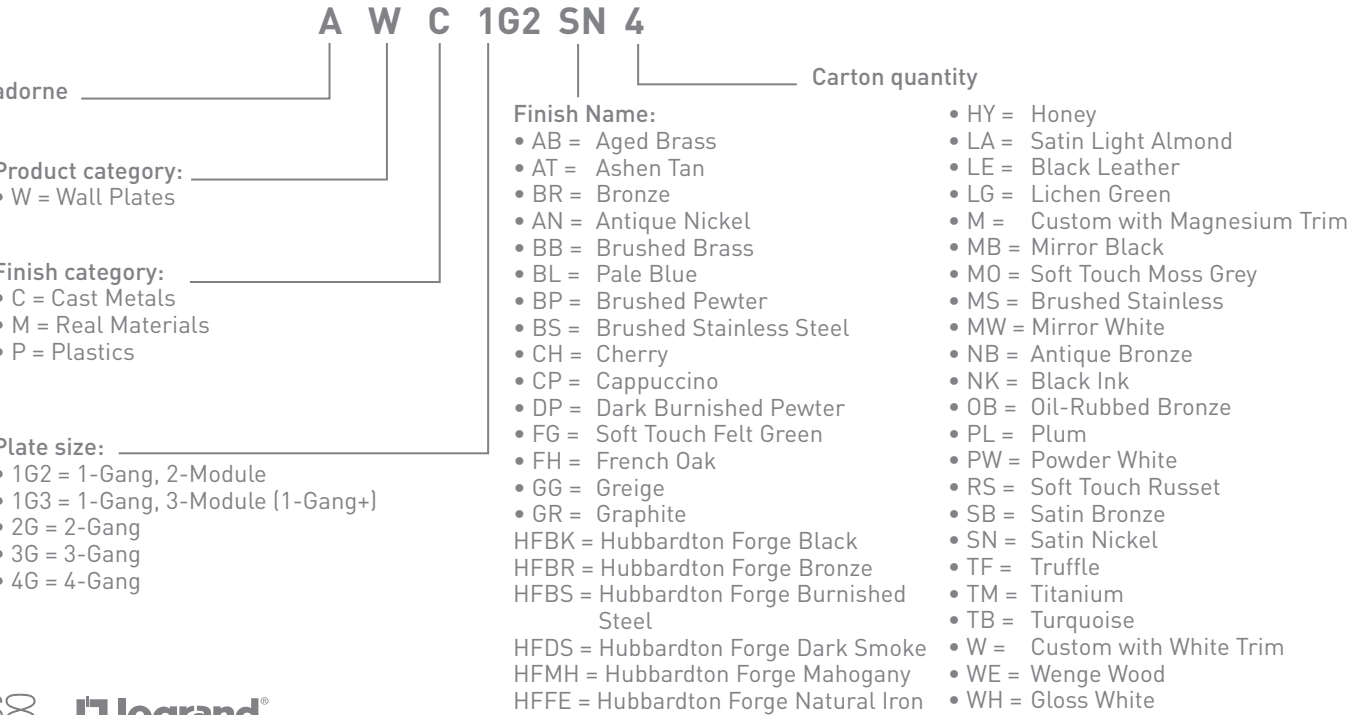
Example for: Switches and Dimmers

Paddle Switch, 2-Module, 15A, Magnesium



Example for: Wall Plates

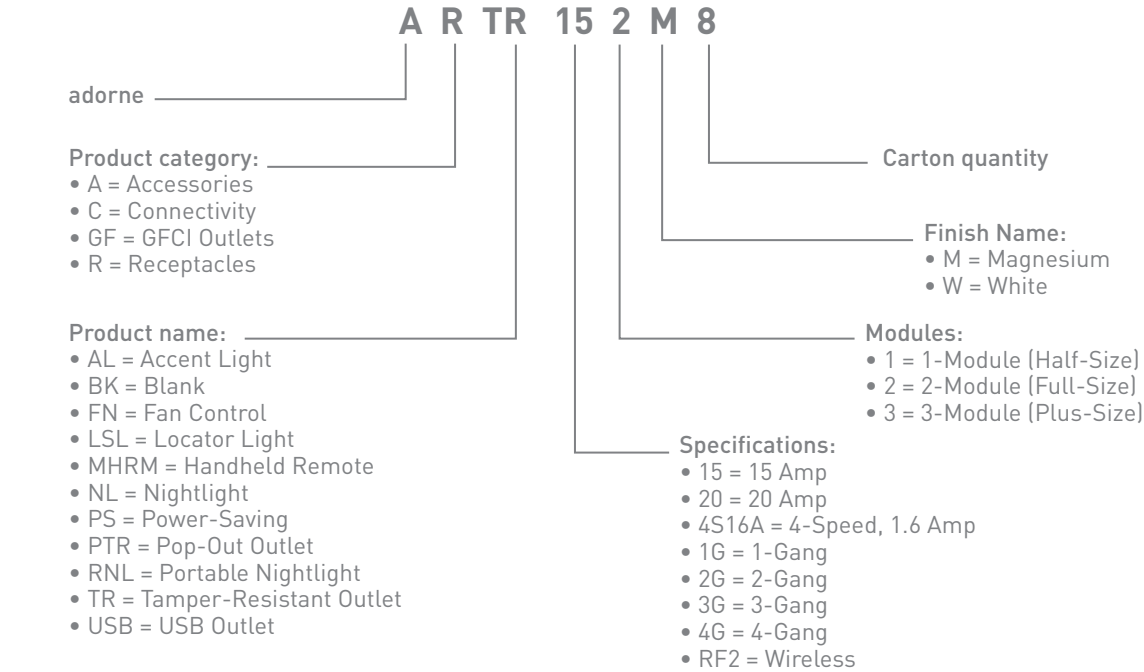
Satin Nickel 1-Gang, 2-Module Wall Plate



PART NUMBERING SYSTEM

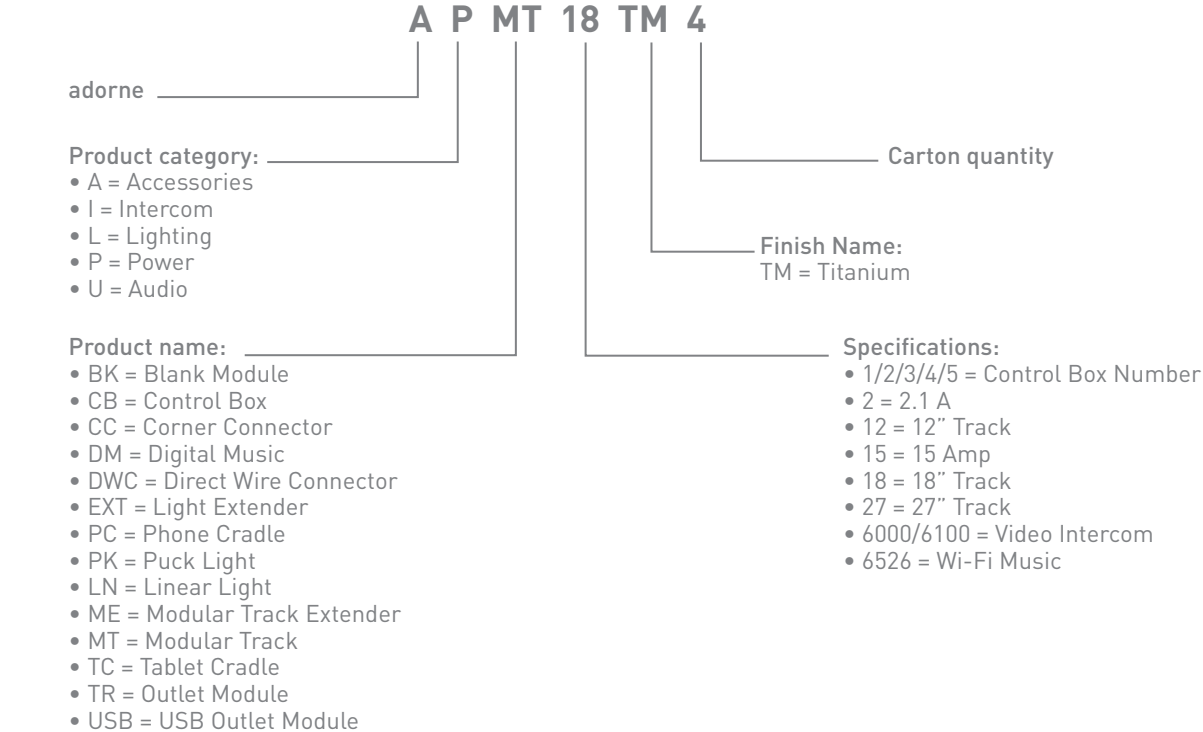
Example for: Outlets and Accessories

Tamper-Resistant Outlet, 15A, 2-Module



Example for: Under-Cabinet Lighting System & Wireless Systems for the Home

18" Modular Track



Dimensions

NAME	PART NUMBER	DIMENSIONS (H x W x D)
Paddle Switch	ASPD1531W4	1.77" x 1.77" x 1.5"
	ASPD1532M4	
	ASPD1532G4	1.77" x 1.77" x 1.59"
	ASPD2032W4	
	ASPD2032M4	
Paddle Dimmer	ADPD703HW4	4.20" x 1.77" x 1.62"
	ADPD703HM4	
	ADPD703HG4	4.20" x 2.51" x 1.62"
	ADPD1103HW4	
	ADPD1103HM2	4.20" x 1.77" x 1.62"
Paddle Switch, Half-Size	ASPD1531W4	1.77" x 0.89" x 1.5"
	ASPD1531M4	
	ASPD1531G4	
Paddle Fan Speed Control	AAFN4S16AW4	2.66" x 1.77" x 1.85"
	AAFN4S16AM4	
	AAFN4S16AG4	
Whisper Switch	ASWR1532W4	1.77" X 1.77" x 1.63"
	ASWR1532M4	
	ASWR1532G4	
Whisper Wi-Fi Ready Switch	ASWRRRW1	1.77" X 1.77" x 1.63"
	ASWRRRM1	
	ASWRRRG1	
	ASWR155RMW1	1.77" X 1.77" x 1.63"
	ASWR155RMM1	
Whisper Dimmer	ADWR703HW4	4.20" x 1.77" x 1.77"
	ADWR703HM4	
	ADWR1103HW4	4.20" x 2.51" x 1.77"
	ADWR1103HM4	
Whisper Wi-Fi Ready Dimmer	ADWR600RMHW1	4.20" x 1.77" x 1.79"
	ADWR600RMHM1	
	ADWR700RMTUW1	4.20" x 1.77" x 1.79"
	ADWR700RMTUM1	
	ADWR700RMTUG1	4.20" x 1.77" x 1.79"
sofTap Switch	ASTP1532W4	2.66" x 1.77" x 1.63"
	ASTP1532M4	
	ASTP1532G4	
sofTap Dimmer	ADTP703HW2	4.20" x 1.77" x 1.79"
	ADTP703HM2	
	ADTP1103HW4	4.20" x 2.51" x 1.79"
	ADTP1103HM4	
	ADTP703UW2	4.20" x 1.77" x 1.79"
sofTap Wi-Fi Ready Switch	ASTPRF2W2	2.66" x 1.77" x 1.63"
	ASTPRF2M2	
	ASTPRFR2W2	2.66" x 1.77" x 1.63"
	ASTPRFR2M2	
sofTap Wi-Fi Ready Switch	ASTP155RMW1	2.66" x 1.77" x 1.63"
	ASTP155RMM1	
	ASTPRRW1	2.66" x 1.77" x 1.63"
	ASTPRRM1	
sofTap Wi-Fi Ready Dimmer	ADTP700MMUW2	4.20" x 1.77" x 1.79"
	ADTP700MMUM2	
	ADTP700MMHW2	4.20" x 1.77" x 1.79"
	ADTP700MMHM2	
	ADTPMRUW2	4.20" x 1.77" x 1.79"
sofTap Wi-Fi Ready Dimmer	ADTP700RMHW1	4.20" x 1.77" x 1.79"
	ADTP700RMHM1	
	ADTP700RMUW1	4.20" x 1.77" x 1.79"
	ADTP700RMUM1	
	ADTPRRW1	4.20" x 1.77" x 1.79"

NAME	PART NUMBER	DIMENSIONS (H x W x D)
Push Switch	ASPU1532W4	1.77" X 1.77" x 1.82"
	ASPU1532M4	
	ASOS32W4	2.66" x 1.77" x 1.85"
	ASOS32M4	
	ASOS32G4	
SensaSwitch, Auto-ON/ Auto-OFF	ASVS12W4	2.66" x 1.77" x 1.85"
	ASVS12M4	
	ASVS12G4	
SensaSwitch, Manual-ON/ Auto-OFF	ASTM2W2	2.66" x 1.77" x 1.85"
	ASTM2M2	
	ASTM2G2	
SensaDimmer, Auto-ON/ Auto-OFF	ADSM703HW2	4.20" x 1.77" x 1.85"
	ADSM703HM2	
	ADSM703HG2	
Wave Switch	ASWV1532W2	2.66" x 1.77" x 1.71"
	ASWV1532M2	
	ASWV1532G2	
Touch Switch	ASTH1532W2	2.66" x 1.77" x 1.63"
	ASTH1532M2	
	ASTH1532G2	
Touch Wi-Fi Ready Switch	ASTH155RMW1	2.66" x 1.77" x 1.63"
	ASTH155RMM1	
	ASTH155RMG1	
	ASTHRRW1	2.66" x 1.77" x 1.63"
	ASTHRRM1	
Touch Wi-Fi Ready Dimmer	ADTH700MMUW2	4.20" x 1.77" x 1.79"
	ADTH700MMUM2	
	ADTHMRUW2	4.20" x 1.77" x 1.79"
	ADTHMRUM2	
	ADTH700RMHW1	4.20" x 1.77" x 1.79"
Blank, Half-Size	ADTH700RMHM1	
	ADTH700RMUW1	
	ADTH700RMUM1	
	ADTHRRW1	
	ADTHRRM1	
Tamper-Resistant Outlet	AABK1W4	1.77" X 0.89" x 0.96"
	AABK1M4	
	AABK1G4	
	ARTR152W4	2.12" x 1.77" x 1.73"
	ARTR152M4	
Tamper Resistant Outlet, Plus-Size	ARTR152M4	2.12" x 1.77" x 1.73"
	ARTR202W4	
	ARTR202M4	
	ARTR202M4	
	ARTR202M4	
Tamper-Resistant GFCI	AGFTR152W4	2.66" x 1.77" x 1.82"
	AGFTR152M4	
	AGFTR202W4	2.66" x 1.77" x 1.82"
	AGFTR202M4	
	AGFTR202M4	
Tamper-Resistant GFCI, Plus-Size	AGFTR153W4	3.00" x 1.76" x 1.82"
	AGFTR153M4	
	AGFTR153G4	
Energy-Saving ON/OFF Outlet	ARPS152W4	2.66" x 1.77" x 1.73"
	ARPS152M4	
	ARPS152G4	
Wi-Fi Ready Outlet	ARPS15RF2W4	2.66" x 1.76" x 1.82"
	ARPS15RF2M4	
	ARPS15RF2G4	
USB Outlet, Half-Size	ARUSBW4	1.77" X 0.89" x 1.81"

PART NO.	PAGE NO.	PART NO.	PAGE NO.	PART NO.	PAGE NO.
A		ADTH4FBL3PG4	14, 19	ADWR1103HW4	10, 17, 70
		ADTH4FBL3PM4	14, 19	ADWRRRG1	11, 64, 70
		ADTH4FBL3PW4	14, 19	ADWRRRM1	11, 64, 70
		ADTH600RMHM1	65	ADWRRRW1	11, 64, 70
		ADTH600RMHW1	65	AF1G	28
AAAL1G4	27	ADTH700MMUW2	70	AF2G	28
AAAL2G2	27	ADTH700MMUW2	70	AF3G	28
AAAL3G2	27	ADTH700RMHM1	70	AF4G	28
AAAL4G2	27	ADTH700RMHW1	70	AF5G	28
AABK1M4	28, 70	ADTH700RMTUM1	65	AF6G	28
AABK1W4	28, 70	ADTH700RMTUW1	65	AGFTR152M4	70
AAFN4S16AG4	9, 16, 70	ADTH700RMUM1	70	AGFTR152W4	70
AAFN4S16AM4	9, 16, 70	ADTH700RMUW1	70	AGFTR153M4	70
AAFN4S16AW4	9, 16, 70	ADTH703TUG4	14, 19	AGFTR153W4	70
AALSL6	27	ADTH703TUM4	14, 19	AGFTR202M4	70
AALSL277	27	ADTH703TUW4	14, 19	AGFTR202W4	70
AANLM14	26	ADTHMRUM2	70	AGFTR2152G4	22
AANLM24	26	ADTHMRUW2	70	AGFTR2152M4	22
AARNL2	26	ADTHRIWHCG1	66	AGFTR2152W4	22
AC1PFM1	28	ADTHRIWHCM1	66	AGFTR2153G4	22
AC1PFW1	28	ADTHRIWHCW1	66	AGFTR2153M4	22
AC2PFM1	28	ADTHRRM1	65, 70	AGFTR2153W4	22
AC2PFW1	28	ADTHRRW1	65, 70	AGFTR2202G4	22
AC4PFM1	28	ADTP4FBL3PG4	12, 18	AGFTR2202M4	22
AC4PFW1	28	ADTP4FBL3PM4	12, 18	AGFTR2202W4	22
AC5ERJ45CM1	29	ADTP4FBL3PW4	12, 18	AI6000M1	67
AC5ERJ45CW1	29	ADTP600RMHM1	13, 15, 65	ALEXTLEDTM4	58
AC5ERJ45M1	29	ADTP600RMHW1	13, 15, 65	ALLNLEDTM4	58
AC5ERJ45W1	29	ADTP700MMHM2	70	ALSJC8M4	58
AC6RJ45M1	29	ADTP700MMHW2	70	ALSJC8TM4	58
AC6RJ45W1	29	ADTP700MMUW2	70	ALSJDR30TM1	58
ACABPM1	29	ADTP700MMUW2	70	ALSJDR30W1	58
ACABPW1	29	ADTP700RMHM1	70	ALSJDR60TM1	58
ACBLKM4	29	ADTP700RMHW1	70	ALSJDR60W1	58
ACBLKW4	29	ADTP700RMTUG1	13, 15, 65	ALSJJC8W4	58
ACBRSTPM1	28	ADTP700RMTUM1	13, 15, 65	ALSJJC14TM4	58
ACBRSTPW1	28	ADTP700RMTUW1	13, 15, 65	ALSJJC14W4	58
ACHDMIM1	29	ADTP700RMUM1	70	ALSILLED6TM4	58
ACHDMIW1	29	ADTP700RMUW1	70	ALSILLED6W4	58
ACNRFCM1	29	ADTP703HM2	12, 18, 70	ALSILLED12TM4	58
ACNRFCW1	29	ADTP703HW2	12, 18, 70	ALSILLED12W4	58
ACPRCAFM1	29	ADTP703TUG4	12, 18, 71	ALSLLPC36TM4	58
ACPRCAFW1	29	ADTP703TUM4	12, 18	ALSLLPC36W4	58
ACRGBRCAFM1	29	ADTP703TUW4	12, 18, 58	ALSLTTM4	58
ACRGBRCAFW1	29	ADTP703UM2	70	ALSLTW4	58
ACRJ25M1	29	ADTP703UW2	70	APCB1TM4	57
ACRJ25W1	29	ADTP1103HM4	12, 18, 70	APCB1W4	57
ACSSIM1	29	ADTP1103HW4	12, 18, 70	APCB4TM1	57
ACSSIW1	29	ADTPMRUM2	70	APCB4W1	57
ACYRCAFM1	29	ADTPMRUW2	70	APCB5TM1	57
ACYRCAFW1	29	ADTPRIWHCG1	66	APCB5W1	57
AD1-RU-M	25	ADTPRIWHCM1	66	APCB6TM2	57
AD1-RU-W	25	ADTPRIWHCW1	66	APCB6W2	57
AD2-Z-M	25	ADTPRRG1	13, 15, 65	APCCTM4	56
AD2-Z-W	25	ADTPRRM1	13, 15, 65, 70	APCCW4	56
AD3-ZR-M	25	ADTPRRW1	13, 15, 65, 70	APDWCTM1	57
AD3-ZR-W	25	ADWHRM4	67	APDWCW1	57
ADPD4FBL3P2G4	8, 16	ADWR600RMHM1	11, 64, 70	APME18TM2	56
ADPD4FBL3P2M4	8, 16	ADWR600RMHW1	11, 70	APME18W2	56
ADPD4FBL3P2W4	8, 16	ADWR700RMTUG1	11, 64, 70	APMT12TM2	56
ADPD453LG2	8, 16, 70	ADWR700RMTUM1	11, 64, 70	APMT12W2	56
ADPD453LM2	8, 16, 55, 57, 70	ADWR700RMTUW1	11, 64, 70	APMT18TM4	56
ADPD453LW2	8, 16, 70	ADWR703HM4	10, 17, 70	APMT18W4	56
ADPD703HG4	8, 70	ADWR703HW4	10, 17, 70	APMT27TM2	56
ADPD703HM4	8, 16, 70	ADWR703TUG4	10, 17	APMT27W2	56
ADPD703HW4	8, 16, 70	ADWR703TUM4	10, 17	APMTPROTM1	56
ADPD1103HM2	8, 16, 70	ADWR703TUW4	10, 17	APST9TM1	56
ADPD1103HW4	8, 16, 70	ADWR1103HM4	10, 17, 70	APST9W1	56
ADSM703HG2	20, 70				
ADSM703HM2	20, 70				
ADSM703HW2	20, 70				

PART NO.	PAGE NO.	PART NO.	PAGE NO.	PART NO.	PAGE NO.	PART NO.	PAGE NO.	PART NO.	PAGE NO.	PART NO.	PAGE NO.
ARCD152G10	23	ASTH1532W2	14, 19, 70	AWC3GBB4	39	AWM3GHFBR1	37	AWP1G3TF4	44	AWP5GAT1	43
ARCD152M10	23	ASTHRRG1	15, 65, 70	AWC3GBP4	39	AWM3GHFBS1	37	AWP1G3TM4	44	AWP5GBL1	44
ARCD152W10	23	ASTHRRM1	15, 65, 70	AWC3GBS4	39	AWM3GHFDS1	37	AWP1G3WH4	43	AWP5GBR1	43
ARCD202M10	23	ASTHRRW1	15, 65, 70	AWC3GDP4	39	AWM3GHFFE1	37	AWP1G3WHW4	43	AWP5GCH1	43
ARCD202W10	23	ASTM2G2	20, 70	AWC3GNB4	39	AWM3GHFMH1	37	AWP2GAT4	43	AWP5GCP1	43
ARCH152G10	23	ASTM2M2	20, 70	AWC3GOB4	39	AWM3GLE4	41	AWP2GBL4	44	AWP5GFG1	44
ARCH152M10	23	ASTM2W2	20, 70	AWC3GSB4	39	AWM3GM4	41	AWP2GBR4	43	AWP5GGG1	43
ARCH152W10	23	ASTP153G4	18	AWC3GSN4	39	AWM3GMB4	41	AWP2GCH4	43	AWP5GGR1	43
ARPS15RF2G4	66, 70	ASTP155RMG1	13, 65	AWC4GAB4	39	AWM3GMR4	41	AWP2GCP4	43	AWP5GHY1	43
ARPS15RF2M4	66, 70	ASTP155RMM1	13, 65, 70	AWC4GAN4	39	AWM3GMS4	41	AWP2GFG4	44	AWP5GLG1	44
ARPS15RF2W4	66, 70	ASTP155RMW1	13, 65, 70	AWC4GBB4	39	AWM3GMW4	41	AWP2GGG4	43	AWP5GMG1	44
ARPS152G4	22, 70	ASTP1532G4	12, 70	AWC4GBP4	39	AWM3GMWW4	41	AWP2GGR4	43	AWP5GMO1	44
ARPS152M4	22, 70	ASTP1532M4	12, 18, 70	AWC4GBS4	39	AWM3GW4	41	AWP2GHY4	43	AWP5GNK1	43
ARPS152W4	22, 70	ASTP1532W4	12, 18, 70	AWC4GDP4	39	AWM3GWE4	41	AWP2GLA4	44	AWP5GPL1	44
ARPTR151GM2	24	ASTPRF2M2	70	AWC4GNB4	39	AWM4GFH4	41	AWP2GLG4	44	AWP5GPW1	44
ARPTR151GW2	24	ASTPRF2W2	70	AWC4GOB4	39	AWM4GHFBK1	37	AWP2GMG4	44	AWP5GRS1	44
ARPTR152GM2	24	ASTPRFR2M2	70	AWC4GSB4	39	AWM4GHFBR1	37	AWP2GMO4	44	AWP5GTB1	44
ARPTR152GW2	24	ASTPRFR2W2	70	AWC4GSN4	39	AWM4GHFBS1	37	AWP2GNK4	43	AWP5GTF1	44
ARPTR201GM2	24	ASTPRRG1	13, 65	AWM1G2FH4	41	AWM4GHFDS1	37	AWP2GPL4	44	AWP5GTM1	44
ARPTR201GW2	24	ASTPRRM1	13, 65, 70	AWM1G2HFBK4	37	AWM4GHFFE1	37	AWP2GPW4	44	AWP5GWH1	43
ARTR152G4	22	ASTPRRW1	13, 65, 70	AWM1G2HFBR4	37	AWM4GHFMH1	37	AWP2GRS4	44	AWP5GWHW1	43
ARTR152M4	22, 70	ASVS12G4	20, 70	AWM1G2HFBS4	36, 37	AWM4GLE4	41	AWP2GTB4	44	AWP6GAT1	43
ARTR152W4	22, 70	ASVS12M4	20, 70	AWM1G2HFDS4	37	AWM4GM4	41	AWP2GTF4	44	AWP6GBL1	44
ARTR153G4	22	ASVS12W4	20, 70	AWM1G2HFFE4	37	AWM4GMB4	41	AWP2GTM4	44	AWP6GBR1	43
ARTR153M4	22, 70	ASWR155RMG1	11, 64, 70	AWM1G2HFMH4	37	AWM4GMR4	41	AWP2GWH4	43	AWP6GCH1	43
ARTR153W4	22, 70	ASWR155RMM1	11, 64, 70	AWM1G2LE4	40, 41	AWM4GMS4	41	AWP2GWHW10	43	AWP6GCP1	43
ARTR202G4	22	ASWR155RMW1	11, 64, 70	AWM1G2M4	41	AWM4GMW4	41	AWP3GAT4	43	AWP6GFG1	44
ARTR202M4	22, 70	ASWR1532G4	10, 17, 70	AWM1G2MB4	41	AWM4GMWW4	41	AWP3GBL4	44	AWP6GGG1	43
ARTR202W4	22, 70	ASWR1532M4	10, 17, 70	AWM1G2MR4	41	AWM4GW4	41	AWP3GBR4	43	AWP6GGR1	43
ARTRUSB153G4	23	ASWR1532W4	10, 17, 70	AWM1G2MS4	41	AWM4GWE4	41	AWP3GCH4	43	AWP6GHY1	43
ARTRUSB153G4WP	23	ASWRRRG1	11, 64, 70	AWM1G2MW4	41	AWP1G2AT4	43	AWP3GCP4	43	AWP6GLG1	44
ARTRUSB153M4	23	ASWRRRM1	11, 64, 70	AWM1G2MWW4	41	AWP1G2BL6	42, 44	AWP3GFG4	44	AWP6GMG1	44
ARTRUSB153M4WP	23, 72	ASWRRRW1	11, 64	AWM1G2W4	41	AWP1G2BR6	43	AWP3GGG4	43	AWP6GMO1	44
ARTRUSB153W4	23	ASWV1532G2	21, 70	AWM1G2WE4	41	AWP1G2CH4	43	AWP3GGR4	43	AWP6GNK1	43
ARUSBG4	23	ASWV1532M2	21, 70	AWM1G3FH4	41	AWP1G2CP4	43	AWP3GHY4	43	AWP6GPL1	44
ARUSBM4	23	ASWV1532W2	21, 70	AWM1G3HFBK1	37	AWP1G2FG6	44	AWP3GLA4	44	AWP6GPW1	44
ARUSBW4	23, 70	AWC1G2AB4	39	AWM1G3HFBR1	37	AWP1G2GG4	43	AWP3GLG4	44	AWP6GRS1	44
ASOS32G4	20, 70	AWC1G2AN4	39	AWM1G3HFBS1	37	AWP1G2GR6	43	AWP3GMG4	44	AWP6GTB1	44
ASOS32M4	20, 70	AWC1G2BB4	39	AWM1G3HFDS1	37	AWP1G2HY6	43	AWP3GMO4	44	AWP6GTF1	44
ASOS32W4	20, 70	AWC1G2BP4	39	AWM1G3HFFE1	37	AWP1G2LA6	44	AWP3GNK4	43	AWP6GTM1	44
ASPD1531G4	8, 9, 16, 70	AWC1G2BS4	39	AWM1G3HFMH1	37	AWP1G2LG6	44	AWP3GPL4	44	AWP6GWH1	43
ASPD1531G277	8, 9, 16	AWC1G2DP4	39	AWM1G3LE4	41	AWP1G2MG6	44	AWP3GPW4	44	AWP6GWHW1	43
ASPD1531M4	8, 9, 16, 70	AWC1G2NB4	39	AWM1G3M4	41	AWP1G2M06	44	AWP3GRS4	44		
ASPD1531M277	8, 9, 16	AWC1G2OB4	39	AWM1G3MB4	41	AWP1G2NK4	43	AWP3GTB4	44	D	
ASPD1531W4	8, 9, 16, 70	AWC1G2SB4	39	AWM1G3MR4	41	AWP1G2PL4	44	AWP3GTF4	44	DQFF15UBK	24
ASPD1531W277	8, 9, 16	AWC1G2SN4	39	AWM1G3MS4	41	AWP1G2PW4	44	AWP3GTM4	44	DQFF15UST	24
ASPD1532G4	8, 16, 70	AWC1G3AB4	39	AWM1G3MW4	41	AWP1G2RS6	44	AWP3GWH4	43	DQFP15BK	24
ASPD1532G277	8, 16	AWC1G3AN4	39	AWM1G3MWW4	41	AWP1G2TB4	44	AWP3GWHW4	43	DQFP15ST	24
ASPD1532M4	8, 16, 70	AWC1G3BB4	39	AWM1G3W4	41	AWP1G2TF4	44	AWP4GAT4	43	DQFP15UBK	24
ASPD1532M277	8, 16	AWC1G3BP4	39	AWM1G3WE4	41	AWP1G2TM6	44	AWP4GBL4	44	DQFP15UST	24
ASPD1532W4	8, 16	AWC1G3BS4	38, 39	AWM2GFH4	41	AWP1G2WH6	43	AWP4GBR4	43		
ASPD1532W277	8, 16	AWC1G3DP4	39	AWM2GHFBK1	37	AWP1G2WHW10	43	AWP4GCH4	43	K	
ASPD1542G277	8, 16	AWC1G3NB4	39	AWM2GHFBR1	37	AWP1G3AT4	43	AWP4GCP4	43	KTWIFI1	65
ASPD1542M277	8, 16	AWC1G3OB4	39	AWM2GHFBS1	37	AWP1G3BL4	44	AWP4GFG4	44	L	
ASPD1542W277	8, 16	AWC1G3SB4	39	AWM2GHFDS1	37	AWP1G3BR4	43	AWP4GGG4	43	LC2150	67
ASPD2032G4	8, 16, 70	AWC1G3SN4	39	AWM2GHFFE1	37	AWP1G3CH4	43	AWP4GGR4	43	LC7001	64
ASPD2032M4	8, 16, 70	AWC2GAB4	39	AWM2GHFMH1	37	AWP1G3CP4	43	AWP4GHY4	43	M	
ASPD2032W4	8, 16, 70	AWC2GAN4	39	AWM2GLE4	41	AWP1G3FG4	44	AWP4GLA4	44	MR232-G	67
ASPD2042G4	8, 16, 70	AWC2GBB4	39	AWM2GM4	41	AWP1G3GG4	43	AWP4GLG4	44	MR2000	67
ASPD2042M4	8, 16, 70	AWC2GBP4	39	AWM2GMB4	41	AWP1G3GR4	43	AWP4GMG4	44	MRP7-W	67
ASPD2042W4	8, 16, 70	AWC2GBS4	39	AWM2GMR4	41	AWP1G3HY4	43	AWP4GMO4	44	MRR2-G	67
ASPU1532M4	17, 70	AWC2GDP4	39	AWM2GMS4	41	AWP1G3LA4	44	AWP4GNK4	44		
ASPU1532W4	17, 70	AWC2GNB4	39	AWM2GMW4	41	AWP1G3LG4	44	AWP4GPL4	44		
ASTH153G2	14	AWC2GOB4	39	AWM2GMWW4	41	AWP1G3MG4	44	AWP4GPW4	44		
ASTH155RMG1	15, 65, 70	AWC2GSB4	39	AWM2GW4	41	AWP1G3M04	44	AWP4GRS4	44		
ASTH155RMM1	15, 65, 70	AWC2GSN4	39	AWM2GWE4	41	AWP1G3NK4	43	AWP4GTB4	44		
ASTH155RMW1	15, 65, 70	AWC3GAB4	39	AWM3GFH4	41	AWP1G3PL4	44	AWP4GTF4	44		
ASTH1532M2	14, 19, 70	AWC3GAN4	39	AWM3GHFBK1	37	AWP1G3PW4	44	AWP4GTM4	44		
						AWP1G3RS4	44	AWP4GWH4	43		
						AWP1G3TB4	44	AWP4GWHW4	43		